JAMHURI YA MUUNGANO WA TANZANIA

WIZARA YA AFYA

JARIDA LA TAKWIMU ZA HALI YA UTOAJI WA HUDUMA ZA AFYA NCHINI

Kwa kipindi cha Januari hadi Desemba 2024

TOLEO LA PILI

Karibu katika;

JARIDA LA TAKWIMU ZA HALI YA UTOAJI WA HUDUMA ZA AFYA NCHINI KWA KIPINDI CHA JANUARI HADI DESEMBA 2024

JARIDA LA TAKWIMU ZA HALI YA UTOAJI WA HUDUMA ZA AFYA NCHINI KWAKIPINDI CHA JANUARI HADI DESEMBA 2024.

Utangulizi

Katika kutimiza azma yake ya kusimamia utoaji wa huduma za afya kwa wananchi wote ili kuwa na Jamii yenye afya bora na Ustawi, ambayo itachangia kikamilifu katika maendeleo ya mtu binafsi na Maendeleo ya nchi kwa ujumla, Wizara imeendelea kutekeleza majukumu yake kwa kuzingatia Dira ya Taifa ya Maendeleo (2025), Sera ya Afya ya mwaka 2007, Ilani ya Uchaguzi ya Chama cha Mapinduzi (CCM) ya mwaka 2020- 2025, Mpango Mkakati wa Tano wa Sekta ya Afya (2021/22 -2025/26) pamoja na makubaliano ya Kimataifa na Kikanda yenye lengo la kuimarisha utoaji wa huduma bora za afya kwa wananchi.

Katika kuhakikisha kunakuwa na taarifa sahihi na kwa wakati zitakazowezesha ufuatiliaji na upatikanaji wa huduma bora za afya nchini, Wizara imeandaa jarida hili litakalosaidia kubaini mwenendo wa upatikanaji na utoaji wa huduma za afya nchini ili hatua muhimu na za haraka ziweze kuchukuliwa pale panapobainika kuwa na mapungufu.

Taarifa hii imejikita katika kuonesha hali ya utoaji wa huduma za afya katika vituo vya kutolea huduma nchini katika ngazi zote ikijumuisha upatikanaji wa huduma za Ubingwa bobezi, huduma za Kibingwa katika Hospitali za Rufaa za Mikoa na huduma ngazi ya Afya ya Msingi kwa lengo la kuimarisha ufuatiliaji na tathmini ili kuongeza uwajibikaji katika kuwahudumia wananchi.

Ni matumaini yangu kuwa endapo jarida hili likitumika kama lilivyokusudiwa litawezesha wasimamizi na wadau katika Sekta ya Afya kufuatilia kwa karibu kwa lengo la kuboresha zaidi huduma za afya.

.....

Mhe. Mohamed O. Mchengerwa (Mb)

Waziri wa Afya

01

Uboreshaji wa miundombinu umeongeza utoaji wa huduma bora za afya.

1.1 Miundombinu ya kutolea huduma za afya

Vituo vya kutolea huduma za afya ngazi ya Hospitali, vituo vya afya na Zahanati vimeongezeka kutoka vituo 11,805 mwaka 2023 na kufikia vituo 12,846 mwaka 2024, sawa na ongezeko la vituo 1,041 (8.1%), Ongezeko hili limeweza kusogeza huduma karibu na wananchi ambapo kwa sasa asilimia 75 hadi 85 ya wananchi wanapata huduma ndani ya Kilomita 5 kama inavyoelekezwa na Ilani ya uchaguzi ya CCM ya mwaka 2020/25, lengo ni kufikia asilimia 95 ifikapo mwaka 2030.

MGAWANYO WA VITUO VYA KUTOLEA HUDUMA ZA AFYA NI KAMA IFUATAVYO:

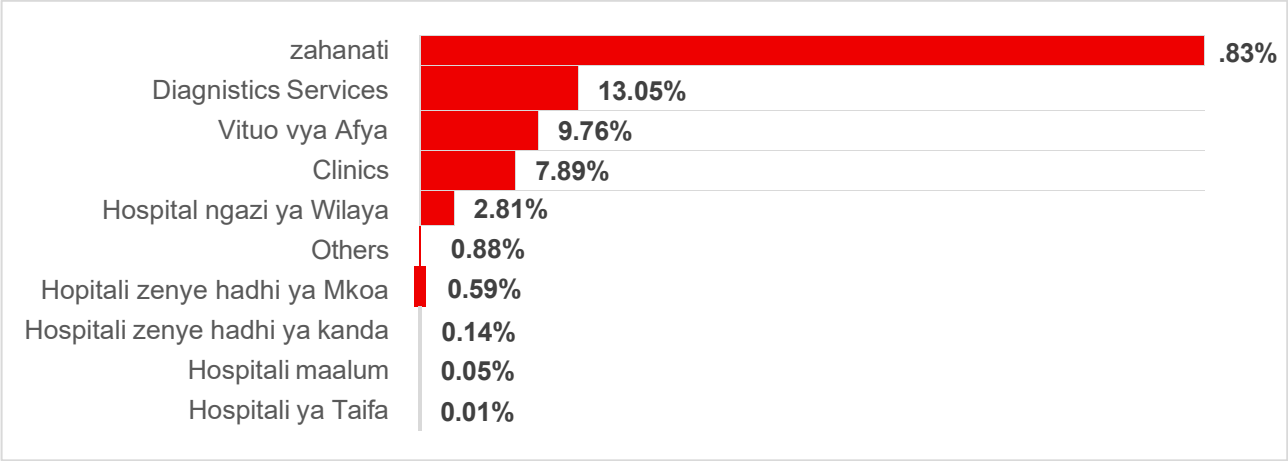

Asilimia 58.7 ya vituo vinamilikiwa na Serikali, asilimia 8.5 ya vituo vinamilikiwa na mashirika ya dini, asilimia 32.1 ya vituo vinamilikiwa na watu binafsi, na asilimia 0.6 ya vituo vinamilikiwa mashirika umma.

UJUMBE MAHSUSI:

Ongezeko la vituo vya kutolea huduma za afya nchini limeiwezesha Serikali kusogeza huduma za afya karibu zaidi na wananchi kama inavyoelekezwa na Ilani ya Uchaguzi ya CCM ya mwaka 2020 - 2025. Hivi sasa asilimia 75 -85 ya wananchi wanapata huduma za afya ndani ya kilometa 5 ndani ya maeneo yao wanayoishi lengo ni kufikia asilimia 95 ifikapo mwaka 2030.

Mafanikio:
Ongezeko la mahudhurio ya Nje (OPD) katika vituo vya kutolea huduma za afya

Wizara ya Afya imefanya kazi kubwa kuhakikisha kuwa Watanzania wanatembelea vituo vya kutolea huduma za afya angalau mara moja kwa mwaka bila kujali hali zao za kiafya ili kufikia lengo la WHO la kuwa na asilimia mia moja ya OPD per capita. Kwa sasa, Tanzania ina OPD per capita ya 0.8, ambayo ni sawa na asilimia 80 ya Watanzania wanaofika katika vituo vya kutolea huduma za afya badala ya kwenda kwa waganga wa jadi au kununua dawa kiholela. Mafanikio haya yanatokana na ongezeko la vituo vya kutolea huduma za afya vilivyo karibu na wananchi pamoja na maboresho katika utoaji wa huduma za kinga, uchunguzi wa magonjwa, tiba pamoja na elimu ya afya.

Jedwali Na 1:
Mahudhurio ya OPD kwa ngazi za vituo vya kutolea huduma za afya

Na.	AINA YA VITUO VYA HUDUMA	2023		2024	
		OPD	%	OPD	%
01.	Zahanati	19,950,124	45.11%	20,579,189	45.01 %
02.	Kituo cha Afya	9,529,165	21.55%	10,174,907	22.26 %
03.	Hospitali za Halmashauri	3,446,073	7.79%	3,865,352	8.45%
04.	Hospitali ngazi ya Halmashauri	3,677,035	8.31%	3,514,021	7.69%
05.	Hospitali za Rufaa za Mikoa	3,275,508	7.41%	3,257,404	7.13%
06.	Hospitali ngazi ya Mkoa	1,371,269	3.10%	1,173,084	2.57%

07.	Hospitali za Rufaa za Kanda	953,922	2.16%	1,025,754	2.24%
08.	Hospitali ngazi ya Kanda	1,371,269	3.10%	1,173,084	2.57%
09	Hospitali Maalum	647,986	1.47%	689,773	1.51%
10.	Hospitali ya Taifa	241,559	0.55%	264,632	0.58%
JUMLA		**44,222,351**	**100%**	**45,717,200**	**100%**

Kielelezo Na 1:
Mahudhurio ya OPD kwa ngazi za vituo vya kutolea huduma za afya

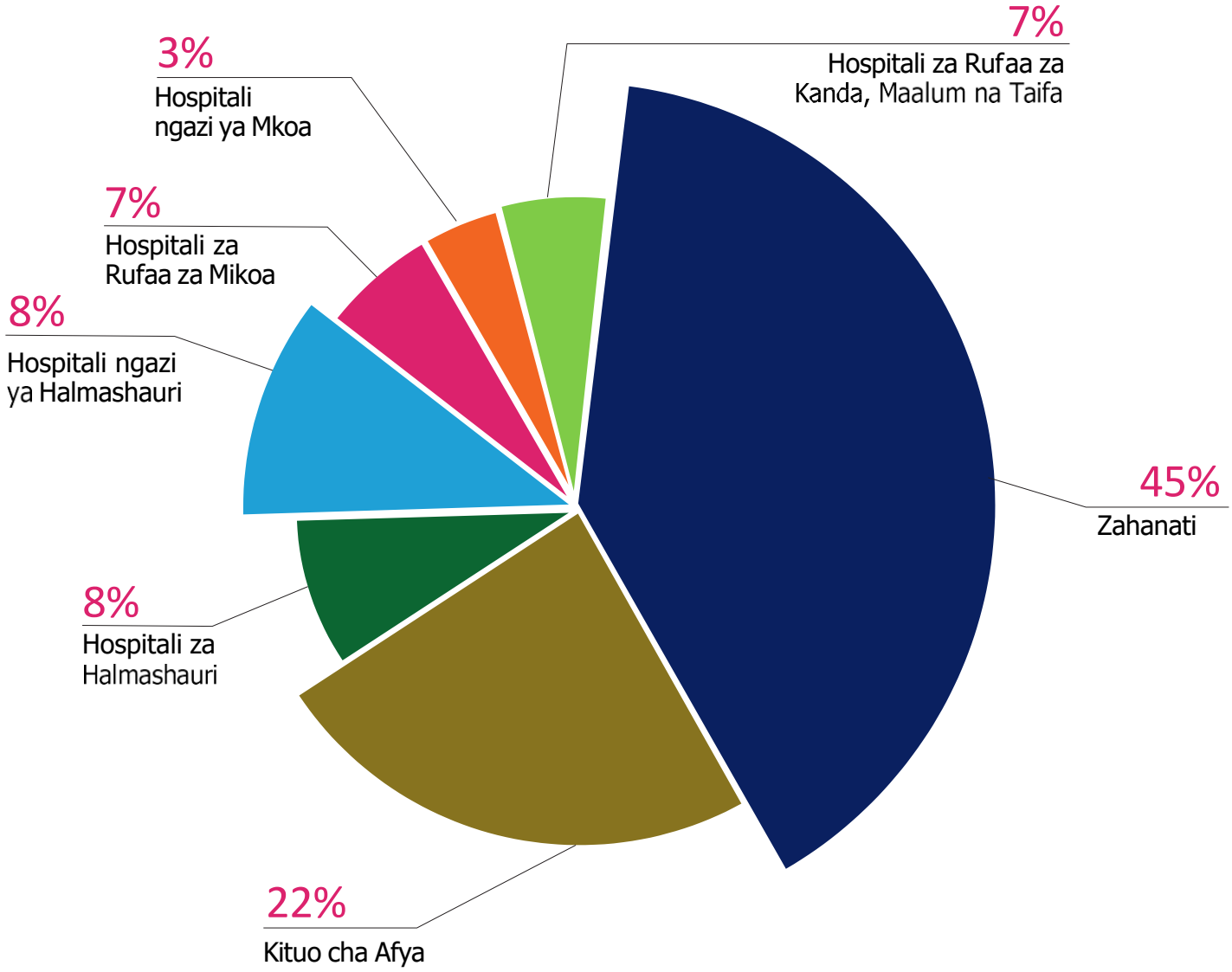

UJUMBE MAHSUSI:

Asilimia 83.4 ya watanzania wanapata huduma za afya katika ngazi ya msingi yaani Zahanati, Vituo vya Afya na Hospitali za Wilaya/Halmashauri. Hivyo, Serikali kupitia Wizara ya Afya na Ofisi ya Rais TAMISEMI itaendelea kuongeza nguvu ya kuimarisha usimamizi na uendeshaji wa utoaji wa huduma za afya ngazi ya msingi.

Mafanikio:

Jedwali Na 2:
Wagonjwa waliopata huduma ya Kulazwa (IPD) katika kwa ngazi ya vituo

Na.	Type of Health Facility	2023		2024	
		IPD	%	IPD	%
01.	Zahanati	12,714	0.7	12,799	0.6
02.	Kituo cha Afya	586,994	30.2	616,615	30.2
03.	Hospitali za Halmashauri	301,759	15.5	338,301	16.6
04.	Hospitali ngazi ya Halmashauri	357,554	18.4	354,357	17.4
05.	Hospitali za Rufaa za Mikoa	313,887	16.1	313,031	15.3
06.	Hospitali ngazi ya Mkoa	40,291	7.2	174050	8.5
07.	Hospitali za Rufaa za Kanda	92,611	4.8	94,580	4.6
08.	Hospitali ngazi ya kanda	50,938	2.6	44,321	2.2
09.	Hospitali Maalum	25,933	1.3	32,298	1.6
10.	Hospitali za Taifa	61,590	3.2	60,763	3.0
Jumla		**1,944,271**	**100%**	**2,041,115**	**100%**

Hospitali ya Rufaa ya Mkoa wa Manyara

Kielelezo Na 2:
Wagonjwa wa kulazwa (IPD) kwa ngazi za vituo vya kutolea huduma za afya

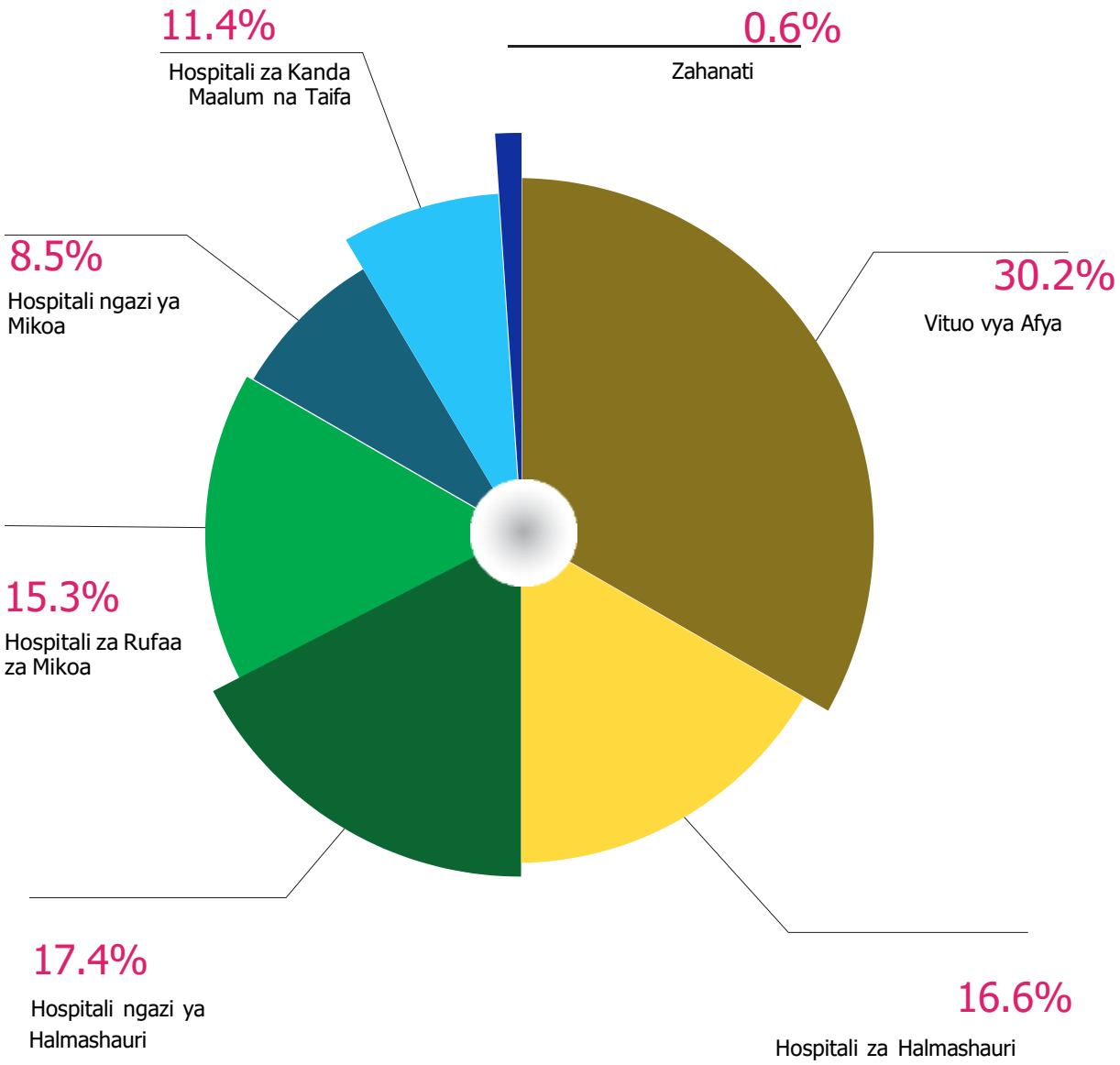

Rais wa Jamhuri ya Muungano wa Tanzania, Mhe. Dkt. Samia Suluhu Hassan akivuta kitambaa kuashiria ufunguzi wa hospitali ya halmashauri ya wilaya ya Handeni iliyopo Mkata Mkoani Tanga tarehe 23 February, 2025.

02 ONGEZEKO LA VITANDA KWA AJILI YA WAGONJWA MAHUTUTI LACHANGIA KUPUNGUZA VIFO

2.1. Vitanda kwa ajili ya wagonjwa mahututi

Aidha, idadi ya vitanda katika vituo vya umma kwa ajili ya wagonjwa mahututi (ICU) imeongezeka kutoka vitanda 1,000 vya mwaka 2023 hadi kufikia vitanda 1,362 mwaka 2024. Ongezeko hili limejumuisha vitanda vya wodi za watoto wachanga wagonjwa (NCU).

2.2. Vitanda kwa ajili ya wagonjwa

Idadi ya vitanda vya wagonjwa katika vituo vya kutolea huduma za afya nchini imeongezeka kutoka vitanda 126,209 mwaka 2023 hadi vitanda 145,374 mwaka 2024. Ongezeko la vitanda vya wagonjwa limesaidia kuongeza ubora na ufanisi wa huduma za afya hususan huduma za afya ya mama na mtoto.

UJUMBE MAHUSUSI:

Ongezeko la vitanda vya wagonjwa mahututi (ICU) katika Hospitali za umma linalenga kuboresha huduma na kupunguza vifo vinavyotokea ndani ya hospitali ambavyo vinaweza kuzuilika.

Mafanikio:

Jedwali Na 3:
Kupungua kwa vifo katika vituo vya kutolea huduma za afya

No.	Kiashiria	2023	2024	Asilimia ya kupungua
01.	Idadi ya vifo	44,131	39,134	23.5%
02.	Vifo vya Watoto wachanga (siku 0-28)	7,011	6,451	28.1%
03.	Vifo vitokanavyo na uzazi	1,171	1,238	

Rais wa Jamhuri ya Muungano wa Tanzania, Mhe. Dkt. Samia Suluhu Hassan akipokea Tuzo Maalum ya Kimataifa ya The Global Goalkeeper Award kutoka kwa Rais wa Kitengo cha Usawa wa Jinsia kutoka Taasisi ya Gates, Dkt. Anita Zaidi kwenye hafla iliyofanyika katika Hoteli ya Hyatt Regency Jijini Dar es Salaam tarehe 04 Februari, 2025

Serikali imeendelea kuimarisha upatikanaji wa vifaa tiba na uchunguzi wa magonjwa ili kuweza kutoa tiba stahiki kulingana na ugonjwa. Hadi kufikia Desemba 2024, Wizara imenunua na kusambaza vifaa vya uchunguzi kama inavyoonekana katika jedwali Na 4.

Jedwali Na 4:
Huduma za uchunguzi wa magonjwa

No.	Vifaa	2023	2024
01.	MRI	7	13
02.	CT SCAN	32	45
03.	Digital X- Ray	344	491
04	Utra Sound	494	970
95	PET Scan	1	1
06	Fluoroscopy	4	13
07.	Cath Lab	3	4

Jedwali 5:
Idadi ya wananchi walionufaika na huduma Mwaka 2024

No.	Vifaa	Jumla ya wagonjwa waliopata huduma za uchunguzi magonjwa, 2024
01.	MRI	35,603
02.	CT SCAN	118,508
	Jumla	**154,111**

Rais wa Jamhuri ya Muungano wa Tanzania Mhe. Dkt. Samia Suluhu Hassan akipata maelezo kutoka kwa mtoa huduma za afya katika Hospitali ya Halmashauri ya Wilaya ya Handeni mara baada ya kuifungua Tarehe 23 Februari, 2025.

UJUMBE MAHUSUSI:

Uwekezaji huu mkubwa umeleta mabadiliko makubwa katika huduma za uchunguzi wa magonjwa na hivyo kupelekea huduma hizi kuwafikia wananchi kwa urahisi katika maeneo wanayoishi na kupunguza usumbufu wa kupoteza muda na gharama za kupata matibabu.

04 MAGONJWA 10 YANAYOONGOZA KWA WAGONJWA WA NJE (OPD) MWAKA 2024.

Katika kipindi cha Januari hadi Desemba 2024, magonjwa makuu yaliyojitokeza katika vituo vya kutolea huduma za afya katika mahudhurio ya nje (OPD) ni Maambukizi katika mfumo wa hewa uliongoza kwa wagonjwa wenye umri chini ya miaka mitano zaidi ya mitano. Aidha, magonjwa yasiyo ya kuambukiza kwa wagonjwa wenye umri wa zaidi ya miaka mitano yalijitokeza ambapo Shinikizo la damu lilikuwa asilimia 6.2 na Kisukari asilimia 2.8

Kielelezo Na 3:
Magonjwa 10 yanayoongoza OPD

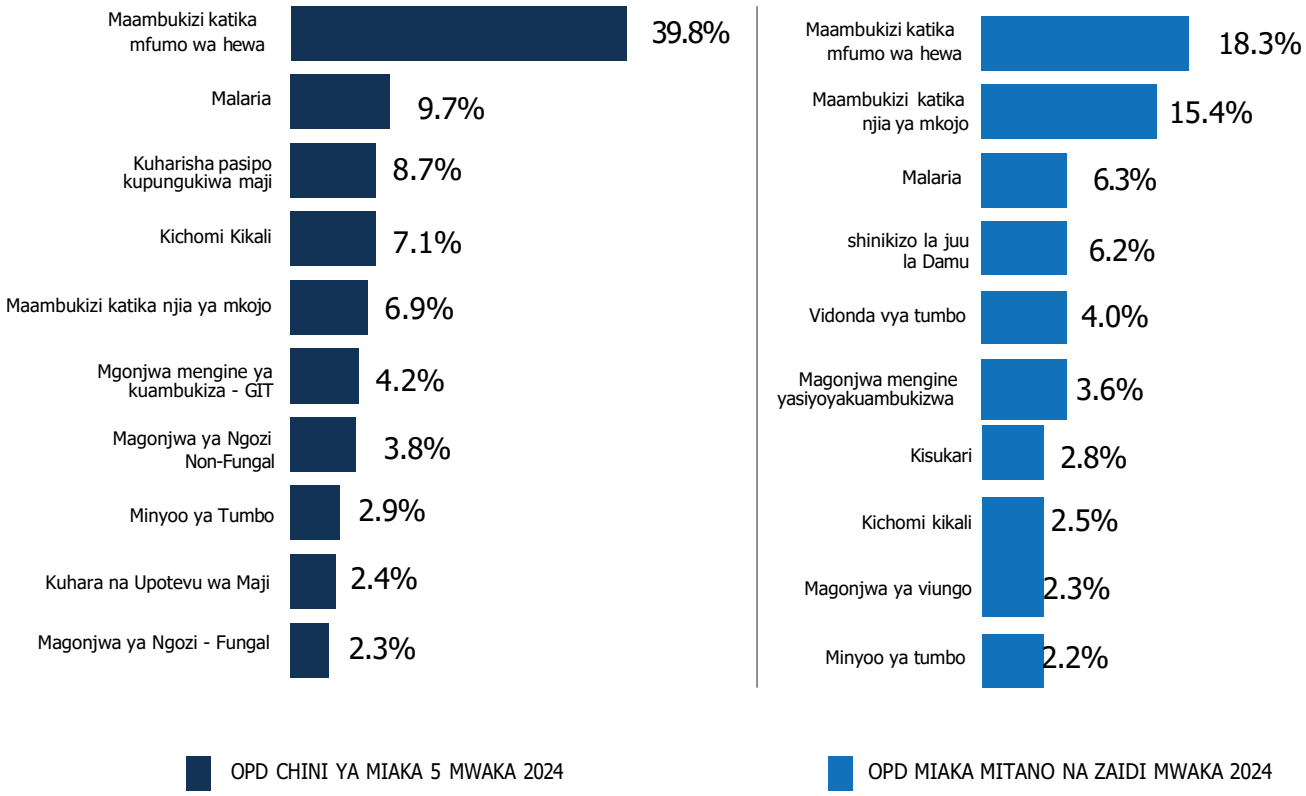

05

MAGONJWA 10 YANAYOONGOZA KWA WAGONJWA WA KULAZWA KATIKA KIPINDI CHA MWAKA 2024.

Katika kipindi cha Januari hadi Desemba 2024, magonjwa makuu yaliyojitokeza katika vituo vya kutolea huduma za afya kwa wagonjwa wa kulazwa (IPD) chini ya miaka mitano yalikuwa Kichomi kikali (27.1%) na kwa wenye umri wa miaka zaidi ya mitano ilikuwa ni Malaria (14.7%). Aidha, magonjwa yasiyo ya kuambukiza kwa wagonjwa wenye umri wa zaidi ya miaka mitano yalijitokeza ambapo Shinikizo la juu la damu lilikuwa asilimia 9.1 na Kisukari asilimia 4.8.

Kielelezo Na 4:
Magonjwa 10 yanayoongoza IPD

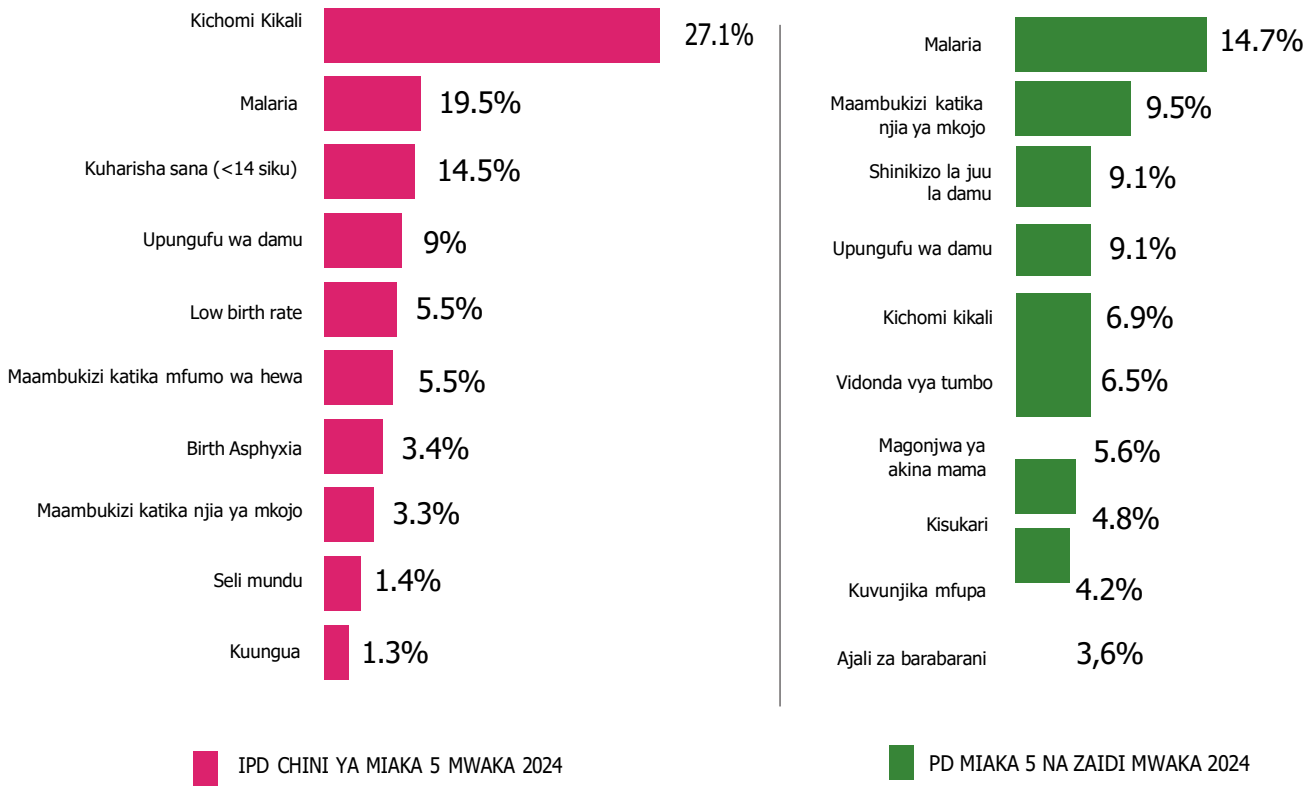

UJUMBE MAHUSUSI:

Katika kipindi cha Januari hadi Desemba 2024, magonjwa yasiyo ya kuambukiza kama shinikizo la damu na Kisukari yametokea katika orodha ya magonjwa 10 yanayoongoza (OPD na IPD) ikilinganishwa na miaka mitatu nyuma ambapo magonjwa haya hayakuwepo kwenye orodha hiyo. Wataalam wa Afya wanatoa rai kwa wanachi kuzingatia kanuni za afya ili kujiepusha na magonjwa haya ambayo matibabu yake yanaigharimu Serikali fedha nyingi.

06 UPATIKANAJI WA DAWA NA BIDHAA ZA AFYA WAONGEZEKA

Hali ya upatikanaji wa dawa muhimu na bidhaa nyingine za afya (aina 290) katika vituo vya kutolea huduma za afya vya umma iliongezeka kutoka asilimia 67 mwaka 2023 hadi kufikia asilimia 80 mwaka 2024 kama inavyookana katika jedwali Na 5.

Jedwali Na 5:
Hali ya upatikanaji wa bidhaa za afya kwa ngazi za vituo vya kutolea huduma za Afya

No.	Ngazi ya Vituo	2023	2024
01.	Zahanati	49%	72%
02.	Vituo vya Afya	52%	68%
03.	Hospitali za Wilaya	61%	75%
04.	Hospitali za Rufaa za Mikoa	93%	95%
05.	Hospitali za Kanda, maalumu na Taifa	81%	92%
	Wastani	**67%**	**80%**

UJUMBE MAHUSUSI:

Ongezeko la upatikanaji wa dawa unawasaidia wananchi kupata tiba sahihi kwa magonjwa yanayowasumbua.

07

HUDUMA ZA AFYA YA UZAZI, MAMA NA MTOTO

ZABORESHWA KIASI CHA KURIDHISHA

Mwenendo wa ubora wa huduma za afya ya uzazi, mama na mtoto kwa Nchi Wanachama wa Shirika la Afya Duniani unapimwa katika viashiria vikuu 16 vikiwemo:-

i. Wajawazito waliohudhuria kliniki angalau mara nne au zaidi (ANC visits).

   Ili mjamzito apate huduma zote za msingi kabla ya kujifungua, inatakiwa afanye mahudhurio manne au zaidi katika kliniki ya ANC ili kuwezesha uzazi salama.

ii. Wajawazito waliopewa madini Chuma na vidonge vya foliki (fefo).

iii. Upungufu wa damu unachangia asilimia 9 ya vifo vitokanavyo na uzazi. Ili kulinda uhai wa kina mama wajawazito nchini, Serikali imekuwa ikinunua na kutoa bure vidonge vya kuongeza damu kwa wajawazito wote wanaojifungua katika vituo vya umma.

   Wajawazito waliojifungulia kwenye vituo vya kutolea huduma za afya:

   Moja ya kiashiria kikuu cha ubora wa huduma za afya katika nchi yoyote duniani, ni kiwango cha wajawazito wanaojifungulia katika vituo vya kutolea huduma za afya.

iv. Huduma za Upasuaji wa Dharura (CEMoNC) kwa Wajawazito katika Vituo vya Afya.

v. Shirika la Afya Duniani (WHO) linaelekeza asilimia isisyozidi 15 ya wanaojifungua wasaidiwe kujifungua kwa njia ya upasuaji ili kuwaokoa dhidi ya uzazi pingamizi unaoweza kuhatarisha maisha ya mama na mtoto aliyepo tumboni hata kifo. Hivyo, Serikali inaendelea kuboresha huduma za dharura za kumtoa mtoto tumboni katika vituo vya kutolea huduma za afya ambapo, vituo vinavyotoa huduma hii vimeongezeka kutoka 487 mwaka 2023 hadi kufikia 523 mwaka 2024 sawa na ongezeko la vituo 36.

vi. Ongezeko la Vyumba vya uangalizi (NCU) maalum kwa Watoto Wachanga

   Ogezeko la Vyumba vya uangalizi maalumu vinavyohudumia watoto wachanga walio mahututi (Neo natal Care units) vimeongezeka kutoka Vyumba 189 mwaka 2023 hadi kufikia 213 mwaka 2024 ambapo mwaka 2018, Tanzania ilikuwa na NCU 14 tu.

Jedwali Na 6:

Viashiria vinavyopima ubora wa huduma ya afya ya uzazi, mama na mtoto.

Na.	Viashiria	Jan - Des 2023		Jan - Des 2024	
		Na.	%	Na.	%
01.	Wajawazito waliohudhuria kliniki angalau mara nne au zaidi (ANC visits)	2,869,095	116.9%	3,143,018	123%
02.	Wajawazito waliopewa madini Chuma na vidonge vya foliki (fefo)	8,991,869	95%	9,943,485	97%
03.	Wajawazito waliojifungulia kwenye vituo vya kutolea huduma za afya	2,105,839	85.8%	2,219,332	86.9%
04.	Huduma za Upasuaji wa Dharura (CEMoNC) kwa Wajawazito ktk Vituo vya Afya	57,585	11.3%	61,132	11.5%
05.	Ongezeko la Vyumba vya uangalizi (NCU) maalum kwa Watoto Wachanga	189		213	

PICHA

Watoto wakipokea huduma muhimu za afya wakiwa pamoja na wazazi wao ikiwa ni ishara yamafanikio ya maboresho ya huduma za afya ya uzazi mama na mtoto

08

HUDUMA ZA MATIBABU YA KIBINGWA NA UBINGWA BOBEZI YACHANGIA KUBORESHA AFYA YA WATANZANIA.

Serikali imeendelea kuboresha huduma za matibabu ya ubingwa na ubingwa bobezi ili kuhakikisha huduma hizi zinapatikana ndani ya nchi. Huduma hizi zinatolewa katika Hospitali ya Taifa Muhimbili, Taasisi ya Mifupa Muhimbili (MOI), Taasisi ya Moyo ya Jakaya Kikwete (JKCI), Taasisi ya Saratani ya Ocean Road na Hospitali za Rufaa za Kanda, na Mikoa zikiwemo Hospitali binafsi za Agakhan na Saifee. Katika kipindi cha mwaka 2024, jumla ya wagonjwa 12,684 walipata matibabu ya ubingwa bobezi ikilinganishwa na wagonjwa 12,042 mwaka 2023 katika fani mbalimbali kama inavyooneshwa katika jedwali Na. 7

Jedwali Na 7:
Huduma za kibingwa bobezi zilizotolewa hadi kufikia Mwaka 2024

Na.	Huduma za Kibingwa Bobezi zinazotolewa Nchini	2023	2024
1	Vifaa vya Usikivu kwa Watoto (Cochlea Implant)	11	22
2	Upandikizaji wa figo (Kidney Transplant)	25	25
3	Kuwekewa Puto tumboni	90	20
4	Upasuaji Mgumu wa Moyo bila kufungua kifua (Cathetarization procedure)	2,156	2,695
5	Upasuaji wa moyo kwa kufungua kifua	562	587
6	Upasuaji ubongo	2,036	2,030
7	Upasuaji wa uti wa mgongo (Spine surgery)	352	406
8	Upandikizaji wa nyonga bandia (Hip replacement surgery)	203	237
9	Tiba ya saratani ya mlango wa kizazi (Cervical cancer)	1,341	1,378
10	Tiba ya saratani ya matiti (Breast cancer)	467	555
11	Tiba ya saratani ya umio (Oesophageal Cancer)	374	364
12	Tiba ya saratani ya ngozi (Skin cancer)	113	132
13	Tiba ya saratani ya tezi dume (Prostate Cancer)	248	188
14	Upasuaji wa goti bandia (Knee Replacement Surgery)	189	232
15	Aneurysm repair	7	19

Na.	Huduma za Kibingwa Bobezi zinazotolewa Nchini	2023	2024
16	Upasuaji wa Ubongo kwa njia ya Matundu (Transsphenoidal tumour excision)	14	2
17	Upasuaji wa Vichwa Vikubwa na Mgongo wazi(VP shunt/ETV & Spina Bifida)	563	471
18	Upasuaji wa Kiuno (Acetabular Reconstruction)	110	130
19	Upasuaji wa Magoti kwa njia ya Matundu (Arthroscopy)	402	300
20	Interventional Radiology	760	882
	Jumla	**12,042**	**12,684**

MATUKIO KATIKA

Maabara ya Pathologia iliyopo katika hospitali ya Mkoa wa Arusha, Mount Meru

UJUMBE MAHUSUSI:

Uwekezaji katika Huduma za ubingwa na ubingwa bobezi umewezesha watanzania wengi kupata huduma hizi ndani ya nchi kwa gharama nafuu badala ya kuzitafuta nje ya nchi. hivyo kuboresha huduma za watanzania mfano Huduma ya kupandikiza figo kwa Mgonjwa nje ya nchi inagharimu Shilingi Milioni 120 ikilinganishwa na Shilingi Milioni 30 ambayo kwa sasa Inalipwa kwa kufanyiwa huduma hii hapa nchini.

09

TIBA UTALII YAITANGAZA TANZANIA KIKANDA NA KIMATAIFA

Kutokana na uwekezaji mkubwa uliofanyika katika kuboresha huduma za kibingwa na bobezi, nchi yetu imeweza kuvutia wagonjwa mbalimbali kutoka nje ya nchi. Kwa mwaka 2023 idadi ya wagonjwa kutoka nje ya nchi wa Tiba Utalii waliokuja kutibiwa nchini ilikuwa 5,705 na Takwimu za mwaka 2024 zinaonyesha kuwa jumla ya wagonjwa 7,843 waliotoka nje ya nchi walikuja kutibiwa nchini. Wagonjwa hawa wanatoka katika nchi za Comoro, Malawi, Burundi, Zambia, Congo DRC, Uganda, Zimbabwe na Kenya. Aidha Wagonjwa hawa walihudumiwa katika Hospitali 6 zifuatazo: - Hospitali ya Taifa Muhimbili (MNH), Taasisi ya Saratani ya Ocean Road, Taasisi ya Moyo ya Jakaya Kikwete, Taasisi ya Mifupa MOI, Aga khan na Saifee.

Tanzania imefungua mipaka ya tiba utalii ambapo mpaka sasa madaktari bingwa wanaenda nchi mabalimbali kufanya matibabu ya kibingwa na ubingwa bobezi. Mfano, mnamo Novemba 2024 timu ya madaktari bingwa ilienda nchini Comoro kutoa huduma za matibabu ikiwa na lengo la kutoa huduma na kutangaza utalii wa matibabu ambapo jumla ya wagonjwa 2,770 walipatiwa huduma na wagonjwa 267 walipatiwa rufaa kuja kutibiwa hapa nchini.

UJUMBE MAHUSUSI:

Tanzania imekuwa kimbilio la wagonjwa kutoka nje ya nchi, na wagonjwa hawa wanaleta fedha za kigeni na hivyo kuchangia pato la taifa. Aidha kwa upekee wa Kiuchumi na kijiografia wa Tanzania (mfano; Kuwa mwanachama hai wa Jumuiya ya Afrika Mashariki na SADC, Kuzungukwa na nchi nane na kuwa na Bahari ya Hindi kama mpaka wetu upande wote wa mashariki na hivyo kutufanya kuwa "Lango la Afrika") kunatuweka kwenye fursa adimu ya kuwa "Kitovu cha Tiba Utalii" katika ukanda wa Afrika Mashariki, Kati na Kusini.

MABORESHO YA HUDUMA ZA DHARURA (EMD) SULUHISHO KWA MAJERUHI HASA WA AJALI

Idadi ya hospitali zenye majengo ya kutolea huduma za dharura (EMD) zimeongezeka kutoka 7 hadi kufikia 116 Desemba 2024 ikiwa ni ongezeko la hospitali 109. Kukamilika kwa ujenzi wa EMD kuna punguza vifo na kuokoa maisha kwa wagonjwa wa dharura na wa ajali. Kwa upande mwingine, idadi ya magari ya kubebea wagonjwa imeongezeka kutoka 1,167 mwaka 2023 hadi 1,267 Desemba 2024. Magari haya yamekwenda kusaidia kusafirisha wagonjwa wakiwemo akinamama wenye changamoto za uzazi kwa haraka na kuwafikisha katika huduma za rufaa na hivyo kupunguza adha kwa wananchi na kupunguza vifo vinavyoweza kuzuilika.

Jedwali Na. 9: Huduma za EMD

Na.	Huduma za EMD	Waliohudumiwa Jan - Des 2023	Waliohudumiwa Jan – Des 2024
01.	Hospitali ya Taifa (Muhimbili&Mloganzila)	52,380	50,588
02.	Hospitali za Kanda	111,996	115,434
03.	Hospitali Maalum	14,553	19,793
04.	Hospitali za rufaa za Mikoa	157,251	224,033
Jumla		**409,848**	**336,180**

UJUMBE MAHUSUSI:

Tanzania imeongeza uwezo wa kuhudumia wagonjwa wengi zaidi wa dharura na ajali, ambapo huduma hizi hupunguza vifo vya wagonjwa na majeruhi.

11 MAPAMBANO DHIDI YA MAGONJWA YA MLIPUKO YAIMARISHWA

Katika kipindi cha awamu ya sita, Tanzania imeendelea kuwa salama dhidi ya magonjwa ya mlipuko yanayoambukizwa kutoka nchi moja hadi nyingine, magonjwa hayo ni pamoja na Ebola, Zika, Mafua ya ndege, Dengue n.k. Tanzania iliweza kupambana na kutokomeza ugonjwa wa Polio na kukabiliana kwa mafanikio makubwa na ugonjwa wa janga la UVIKO 19 na Murburg kwa kuweka miundombinu imara katika maeneo ya mipaka, viwanja vya ndege, bandari na stendi za mabasi. Wizara imejengea uwezo timu za wataalam wa afya mikoani ili kuwa tayari wakati wote kukabiliana na magonjwa haya. Aidha, Wizara imeimarisha mifumo ya taarifa pindi magonjwa haya yanapotokea.

12 MAPAMBANO DHIDI YA VVU/UKIMWI, KIFUA KIKUU NA MALARIA.

Serikali imefanikiwa kupambana na magonjwa ya VVU, Kifua Kikuu na Malaria ambapo imefanikiwa kwa kiwango kikubwa katika kutekeleza malengo ya Maendeleo Endelevu (SDGs) mfano katika viashiria vitatu vya mapambano dhidi ya ukimwi (Asilimia ya watu wanaotambua hali zao za maambukizi ya VVU, Asilimia ya wanaotumia dawa za kufubaza makali ya VVU na Asilimia ya wanaotumia dawa na makali ya VVU yamefubazwa) vimevuka lengo la asilimia 95 katika kipindi cha mwaka 2024. Aidha vifo vitokanavyo na Ukimwi, Kifua Kikuu na Malaria vimeendelea kupungua kama inavyoonekana katika jedwali Na 11.

Jedwali Na 11:
Mapambano Dhidi ya VVU/UKIMWI, Kifua Kikuu na Malaria

No.	Kiashiria	Jan - Des 2023	Jan - Des 2024
	VVU/UKIMWI		
01.	Waliopima Virusi vya UKIMWI (VVU	8,498,826	10,893,264
02.	Waliongundulika kuwa na maambukizi ya VVU	167,741	150,416
03.	wanaotumia dawa za kufubaza virusi vya VVU	1,626,943	1,600,795
04.	Vifo vitokanavyo na UKIMWI	1,863	1,784
	KIFUA KIKUU (TB)		
01.	Waliogundulika kuwa na Kifua kikuu	93,264	76,722
02.	Asilimia ya waliotibiwa na kupona kabisa	95.5	95.6
03.	Vifo vitokanavyo na Kifua Kikuu	1,006	759
	MALARIA		
01.	Waliopima ugonjwa wa Malaria	20,580,174	20,802,626
02.	Waliogundulika kuwa na Malaria	3,535,035	3,355,831
03.	Vifo vitokanavyo na Malaria	2,002	1,515

13

UWEKEZAJI MKUBWA WA FANI ZA UBINGWA KATIKA HOSPITALI ZA RUFAA ZA MIKOA

Serikali imeendelea kuimarisha huduma za kibingwa katika Hospitali za Rufaa za Mikoa ambapo, hapo awali huduma hizi zilipatikana kwenye Hospitali za Kanda, Maalumu na Taifa pekee hali iliyopelekea wananchi wengi kushindwa kuzifikia.

Katika kuimarisha upatikanaji wa matibabu ya Kibingwa katika Hospitali za Rufaa za Mikoa, Wizara imeendelea kusomesha na kuwapangia kazi katka hospitali hizo ambapo hivi sasa jumla ya Madaktari Bingwa 319 katika fani nane (8) za kipaumbele wanapatikana katika hospitali hizo ikijumuisha Madaktari Bingwa wa magonjwa ya wanawake na uzazi 77, Watoto 51 mabingwa wa upasuaji 57 n.k kama inavyoonesha katika jedwali Na 12.

Jedwali Na 12:
Idadi ya Madaktari bingwa katika hospitali za Mikoa

No.	Eneo la Ubingwa	Idadi	Asilimia
01.	Afya ya Uzazi na wanawake	77	24%
02.	Afya ya watoto	51	16%
03.	Upasuaji	57	18%
04.	Tiba ya Magonjwa ya ndani	37	12%
05.	Tiba ya Mifupa na Ajali	35	11%
06.	Tiba ya dharura	14	4%
07.	Radiolojia	26	8%
08.	Tiba ya dawa za usingizi	22	7%
Jumla		**319**	**100%**

Njombe Regional Referral

Mara Regional Referral

13.1. Matibabu ya Kibingwa katika Hospitali za Rufaa za Mikoa

Kutokana na uwekezaji unaondelea katika Hospitali za Rufaa za Mikoa, huduma mbalimbali za matibabu ya kibingwa zilitolewa zikijumuisha matibabu ya magonjwa ya ndani 639,532, magonjwa ya wanawake na uzazi 104,259, huduma za dharura za kuokoa maisha (EMD) 224,033, matibabu ya watoto 77,530 n.k. kama inavyoonesha katika Kielelezo Na. 5

Kielelezo Na 5:
Matibabu ya Kibingwa katika Hospitali za Rufaa za Mikoa

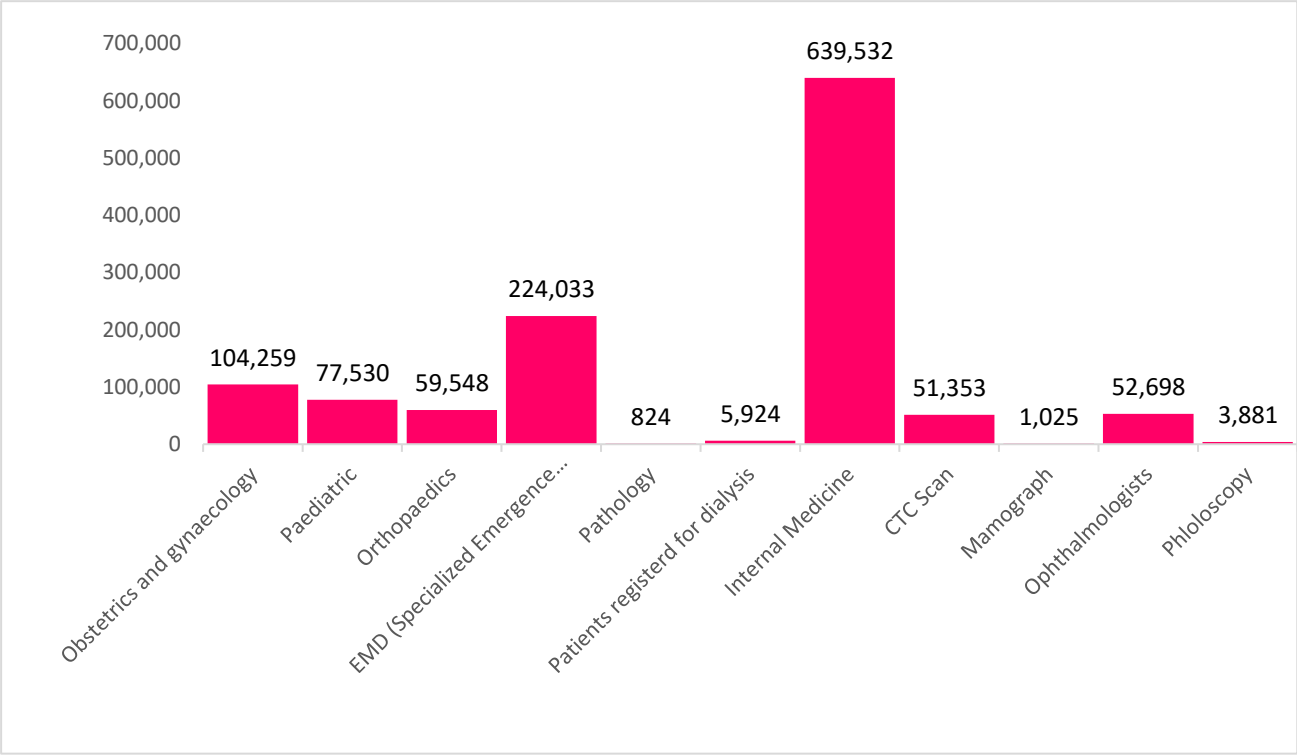

Huduma mbalimbali za Kibingwa zilizotolewa katika Hospitali za Rufaa za Mikoa

PICHA

Hospitali za Rufaa za Mikoa

Kigoma Regional Referral Hospital

Iringa Regional Referral Hospital

Geita Regional Referral Hospital

Tabora Regional Referral Hospital

Arusha Regional Referral Hospital

Songwe Regional Referral Hospital

Mtwara Regional Referral Hospital

Chato Regional Referral

13.2. Matibabu ya Kibingwa kwa njia ya Mkoba

Katika kuhakikisha huduma za matibabu ya kibingwa yanawafikia wananchi wote, Serikali inaziwezesha Hospitali za Rufaa za Mikoa kutoa huduma za mkoba kwa wagonjwa na kuzijengea uwezo Hospitali za Halmashauri nchini. Kila Hospitali ya Rufaa ya Mkoa ina jukumu la kutoa huduma za mkoba katika Hospitali za Halmashauri katika mkoa husika ambapo katika kipindi cha mwaka 2024, jumla ya wagonjwa 33,638 walifikiwa.

14

MASUALA MAHUSUSI YA KISERA

14.1. Ongezeko la bajeti ya sekta ya afya

Serikali imekuwa ikiongeza bajeti ya sekta ya afya mwaka hadi mwaka kutoka trilioni 2.019 (2021/22), trillioni 2.149 mwaka 2022/2023, trilioni 2.464, mwaka 2023/24 mpaka trilion 2.540 mwaka 2024/25, ambapo Serikali katika bajeti yake ya afya imeendelea kutoa kipaumbele katika kugharamia masuala mahususi ya kisera Ikiwemo:-

14.1.1. Matibabu kwa Makundi Maalum

Serikali imeendelea kutekeleza Sera ya huduma za afya bila malipo kwa makundi maalumu ambayo ni wajawazito, watoto wa umri chini ya miaka 5 na wazee wasio na uwezo hatua kwa hatua. Mathalani katika kipindi cha mwaka 2024/25, kiasi cha Shilingi 6,135,532,514.40 (Bilioni 6.1) kilitumika kugharamia bidhaa za huduma za afya ya uzazi, mama na mtoto kama inavyoonekana katika jedwali Na 13.

Jedwali Na 13:
Bidhaa za huduma za afya ya uzazi na mtoto zinazogharamiwa na Serikali

Na.	Huduma	Gharama 2024/25
01.	Sindano ya Magnesium Sulphate kwa ajili kutibu kifafa cha mimba dozi 116,260	Milioni 293.8
02.	Dawa ya Sindano ya Oxytocin 2,056,240 kwa ajili ya kukinga na kuzuia kupoteza damu wakati na baada ya kujifungua	Billion 1.5
03.	Vidonge 79,874,700 za fefol kwa ajili ya kuhakikisha mjamzito ana damu ya kutosha yenye Thamani ya	Bilioni 2.1
04.	Vidonge 16,304,000 vya dawa ya Vidonge myeyeyuko cha Amoxilini kwa ajili ya matibabu ya Nimonia isiyo kali kwa Watoto chini ya miaka	Bilioni 1.0
05.	Pakiti za ORS na Zinki zilizofungashwa kwa pamoja pakiti 663 kwa ajili ya matibabu ya Kuharisha kwa Watoto chini ya miaka mitano.	Milioni 685.2
06.	Dozi 890 za Anti D	Milioni 99.8
07.	Misoprostol vidonge 458,680 kwa ajili ya kutibu na kuzuia kupoteza damu wakati wa kujifungua	Milioni 469.5

14.1.2. Misamaha kwa makundi maalum na wasio na uwezo

Vituo mbalimbali vya huduma za afya vinavyomilikiwa na Serikali vimekuwa vikitoa misamaha ya fedha kwa makundi maalum ya wananchi wanaoshindwa kuchangia huduma ikiwemo huduma za vipimo, dawa, upasuaji, gharama ya kumuona daktari nk. Katika kipindi cha mwaka 2024, jumla ya wanufaika 696,148 walipata misahama ya matibabu yenye gharama ya Shilingi 81,876,103,239 kama inavyoonesha kwenye jedwali Na 14

Jedwali Na 14:
Misamaha kwa makundi maalum na wasio na uwezo

Na.	Hospitali	Jan - Des 2024	
		Wanufaika	Gharama za msamaha
1.	Hospitali ya Taifa Muhimbili	95,982	19,744,013,408
2.	Taasisi ya Moyo Jakaya Kikwete	1,786	2,244,980,640
3.	Taasisi ya Saratani Ocean Road	32,409	20,070,002,612
4.	Hospitali ya Benjamin Mkapa	3,043	519,748,810
5.	Hospitali Mloganzila	10,814	2,750,709,620
6.	Hospitali ya Rufaa ya Kanda Kaskazini - KCMC	12,599	18,497,202,340
7.	Hospitali ya Rufaa ya Kanda Kanda ya Ziwa - Bugando	35,336	4,056,776,976
8.	Hospitali Maalumu ya Mifupa - MOI	11,834	4,610,835,720
9.	Hospitali ya Taifa ya Afya ya Akili Mirembe	1806	1,346,601,205
10.	Hospitali ya Kifua Kikukuu Kibong'oto	3,987	53,881,447
11.	Hospitali ya ya Rufaa Kanda ya Mbeya	32,369	1,453,033,000
12.	Hospitali ya Rufaa ya Kanda ya Kusini - Mtwara	247	15,107,655
13	CCBRT	2395	2,062,195,871
14.	Hospitali ya Rufaa ya Kanda Chato	614	127,715,301
15.	Hospital za Rufaa za Mikoa	450,927	4,323,298,634
Jumla		**696,148**	**81,876,103,239**

Aidha katika vituo vya kutolea huduma za afya ngazi ya msingi, mahudhurio ya nje (OPD) kwa mwaka 2023 waliotibiwa kwa Bima ni asilimia 20% ukilinganisha na mwaka 2024 asilimia 19% waliotibiwa kwa msamaha ni asilimia 32% kwa mwaka 2023 ukilinganisha na mwaka 2024 asilimia 39% na waliotibiwa kwa pesa taslimu kwa mwaka 2023 ni asilimia 48% ukilinganisha na mwaka 2024 asilimia 42% kama inavyoonekana kwenye kielelezo Na 6.

Kielelezo Na 6:
Ugharamiaji wa matibabu

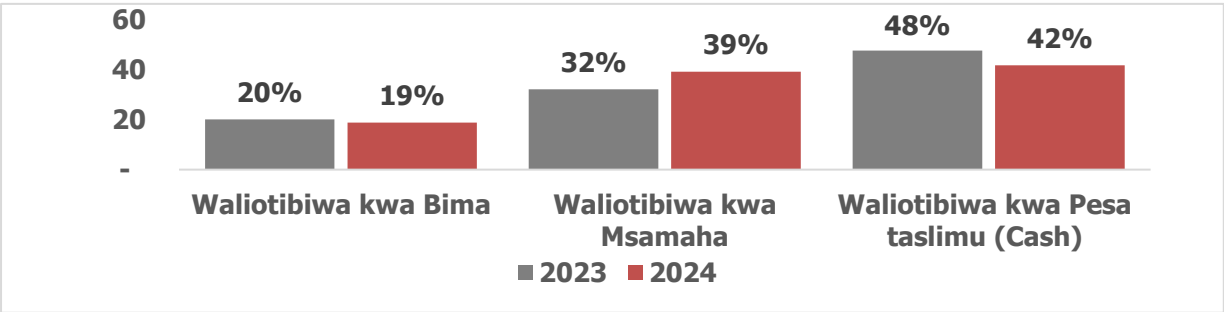

14.2. Sheria ya Bima ya Afya kwa wote

Katika utekelezaji wa Sheria ya Bima ya Afya kwa Wote, Sura 161, Serikali imefanikiwa kuanza utekelezaji wa Sheria hiyo sambamba na Kanuni za Bima ya Afya kwa Wote kufuatia Tangazo la Serikali Na. 809 la mwaka 2024. Hatua hii inawezesha Serikali kuanza utekelezaji kwa awamu ili kuweza kutoa elimu kwa wananchi kuhusu dhana na umuhimu wa bima ya afya kabla ya kuanza kutekelezwa kwa takwa la ulazima wa bima ya afya kwa wote. Uelimishaji wa wananchi unahusisha viongozi wa ngazi zote ikiwemo ngazi za Mikoa na Mamlaka za Serikali za Mitaa kwa lengo la kuwa na uwajibikaji wa pamoja.

Hatua nyingine ya utekelezaji wa Sheria ya Bima ya Afya kwa Wote, Sura 161, ni kuanza kukusanywa fedha kutoka katika vyanzo mahsusi kwa ajili ya kugharamia bima ya afya kwa wananchi wasio na uwezo kupitia Mfuko maalum ulioanzishwa ambapo hadi kufikia Desemba, 2024 kiasi cha Shilingi bilioni 61.449 kimekusanywa. Aidha, ushirikishwaji wa wadau katika huduma zilizojumuishwa katika kitita kitakachotolewa kwa wananchi na kiwango cha uchangiaji zinaendelea ili kuhakikisha kunakuwa na matokeo chanya kwenye jamii wakati wa utekelezaji wake. Kukamilika kwa hatua hiyo kutawezesha Serikali kuanza kuwajumuisha wananchi wasio na uwezo kunufaika na huduma za bima ya afya.

14.3. Kuanzishwa kwa Mpango Jumuishi wa Wahudumu wa Afya Ngazi ya Jamii

Serikali ya Awamu ya Sita (6) kupitia Wizara ya Afya na Wadau wake imekamilisha na kuanza utekelezaji wa Mpango Jumuishi wa Wahudumu wa Afya Ngazi ya Jamii (Integrated and Coordinated Community Health Workers Program in Tanzania). Mpango huu ulizinduliwa na Makamu wa Rais wa Jamhuri ya Muungano wa Tanzania Mhe. Dkt. Philip Isdori Mpango mwezi Februari 2024. Mpango huu unalenga kuwafikia jumla ya Wahudumu wa Afya Ngazi ya Jamii wapatao 137,294 katika Mikoa yote 26 ya Tanzania Bara ambapo utekelezaji wake utafanyika kwa awamu katika kipindi cha miaka mitano. Awamu ya kwanza zaidi ya wahudumu 28,000 watafikiwa ambapo tayari wahudumu 8,900 wamechaguliwa na kupewa mafunzo maalum.

Utekelezaji wa Mpango huu utagharimu shilingi 899.5 kwa kipindi cha miaka mitano ambapo kwa mwaka wa kwanza wa utekelezaji, Serikali imewekeza shilingi Bilioni 99.7. Aidha, Mpango huu unatarajia kuiwezesha Serikali kuongeza upatikanaji wa huduma za afya hadi kwenye ngazi ya kaya ili kuweza kufikia dhana ya afya kwa wote (Universal Healt Coverage) ifikapo 2030.

15 VIPAUMBELE VYA SEKTA YA AFYA KWA MWAKA 2024

1. Kuimarisha afua za Kinga ili kuwezesha wananchi kujikinga na magonjwa na pia kuwezesha utambuzi wa mapema wa magonjwa

   1.1 Kuimarisha huduma za chanjo na Lishe hususani kwa watoto wa umri chini ya miaka 5

   1.2 Kuanzisha huduma za watumishi wa afya ngazi ya jamii (CHW's)

   1.3 Kuendelea kutoa elimu kwa umma kuhusu kujikinga na magonjwa ya kuambukiza na magonjwa yasiyo ambukiza (MYA). Kwa upande wa MYA tutahimiza wananchi kubadili mtindo wa Maisha ikiwemo kuzingatia ulaji unaofaa wa vyakula, kufanya mazoezi nk.

2. Kuendelea kuimarisha ubora wa huduma katika vituo vya umma vya kutolea huduma za afya katika ngazi zote ikiwemo Zahanati, Vituo vya Afya, Hospitali za Wilaya/Halmashauri, Hospitali za Rufaa za Mikoa, Hospitali za Kanda na Hospitali ya Taifa kwa kufanya yafuatayo; -

   2.1 Kuendelea kuwekeza kwenye Miundombinu ya kutolea huduma ikiwemo kukamilisha na kukarabati miradi ya ujenzi na kufanya matengenezo kinga kwa wakati.

   2.2 Kuhakikisha upatikanaji wa dawa, vifaa na vifaa tiba hususani kwa ajili ya huduma za afya ya uzazi, mama na mtoto

   2.3 Kuimarisha usimamizi wa utoaji huduma za afya katika ngazi ya Zahanati, Vituo vya Afya, Hospitali za Halmashauri na Hospitali za Mikoa.

   2.4 Kuimarisha mifumo ya TEHAMA ili kuwapunguzia wateja muda wa kusubiria huduma na kuimaisha mawasiliano kati ya kituo kimoja na kingine katika mnyororo wa rufaa.

3. Kuongeza idadi ya watumishi wa afya katika ngazi zote sambamba na kuwajengea uwezo watumishi wa afya walio kazini kwa kuwapeleka madaktari bingwa walioko hospitali za rufaa za mikoa katika vituo vya afya na hospitali za wilaya kutoa mafunzo kwa vitendo (mentorship) kuhusu huduma bora za afya kwa wajawazito na Watoto (kupitia utekeleza-ji wa kampeni ya madaktari Bingwa wa Mama Samia) ambapo huendesha huduma za mkoba katika ngazi ya Afya ya Msingi.
4. Kutekeleza sheria ya Bima ya Afya kwa wote ili kuwawezesha wananchi wengi kupata huduma za afya bila ya kikwazo cha fedha
5. Kukamilisha Mwongozo wa gharama wa utoaji huduma za afya kwenye vituo vya kutolea huduma za afya za umma ili kuwa na uwiano sawa wa bei za utoaji wa huduma.
6. Kuimarisha tija na kupunguza malalamiko yanayohusu matibabu ya makundi maalum ya wagonjwa wanaostahili msamaha wa matibabu; Watoto walio na umri chini ya miaka mitano, Wajawazito na Wazee wasio na uwezo.
7. Kuongeza uwezo wa ndani wa kuzalisha vifaa, vifaa tiba na dawa
8. Kuimarisha usimamizi wa weledi na maadili kwa wataalamu wa afya.

Hitimisho

Wizara ya Afya kupitia Kitengo cha Ufuatiliaji na Tathmini imeandaa jarida la afya ili kuuhabarisha Umma wa watanzania juu ya mwenendo wa utoaji wa huduma za afya nchini. Kupitia jarida hili, watanzania watapata uelewa juu ya upatikanaji wa huduma mbalimbali zikiwemo huduma za Ubingwa na Ubingwa bobezi. Aidha, Wizara itaendelea kutekeleza masuala mbalimbali ya Kisera kama yalivyoainishwa katika jarida hili ili kuendelea kuimarisha afya ya watanzania na hatimaye kukuza uchumi wa nchi.

Mhe. Mohamed Omary Mchengerwa
Waziri wa Afya (Mb)

Mhe. Dr. Samia Suluhu Hassan
Rais wa Jamhuri ya Muungano wa Tanzania

Mhe. Dr. Florence George Samizi
Naibu Waziri wa Afya (Mb)

JARIDA LA TAKWIMU ZA HALI YA UTOAJI WA HUDUMA ZA AFYA NCHINI KWA KIPINDI CHA JANUARI HADI DESEMBA 2025

Mji wa Serikali - Mtumba,
Barabara ya Afya,
S.L.P 743
40478, DODOMA

wizara_afyatz

Wizara ya Afya Tanzania

Wizara ya Afya @2025

THE UNITED REPUBLIC OF TANZANIA

MINISTRY OF HEALTH

STATISTICAL BULLETIN ON THE STATUS OF HEALTH SERVICE DELIVERY IN THE COUNTRY

For the period of January to December 2024

SECOND EDITION

Welcome to the;

STATISTICAL BULLETIN ON THE STATUS OF HEALTH SERVICE DELIVERY IN THE COUNTRY FOR THE PERIOD OF JANUARY TO DECEMBER 2024.

STATISTICAL BULLETIN ON THE STATUS OF HEALTH SERVICE DELIVERY IN THE COUNTRY FOR THE PERIOD OF JANUARY TO DECEMBER 2024.

Introduction

In fulfilling its mission to oversee the provision of health services to all citizens in order to achieve a healthy and prosperous society that fully contributes to individual and national development, the Ministry has continued to carry out its responsibilities in line with the National Development Vision 2025, the Health Policy of 2007, the 2020–2025 Election Manifesto of the Chama Cha Mapinduzi (CCM), the Fifth Health Sector Strategic Plan (2021/22–2025/26), as well as relevant international and regional commitments aimed at strengthening the delivery of quality health services to the public.

To ensure the availability of accurate and timely information that enables monitoring and access to quality health services in the country, the Ministry has prepared this bulletin to help track the trends in the availability and provision of health services. This will facilitate the identification of gaps and enable swift and effective action where shortcomings are observed.

This report focuses on presenting the status of health service delivery across all levels of health facilities in the country, including the availability of specialized (super-specialized) services, specialist services in Regional Referral Hospitals, and services at the Primary Health Care level. The goal strengthens monitoring and evaluation to enhance accountability in serving the public.

It is my hope that if this bulletin is used as intended, it will enable health sector administrators and stakeholders to closely monitor and improve the quality of health services.



.....

Hon. Mohamed O. Mchengerwa (MP)

Minister of Health

1.1 Health Service Delivery Infrastructure.

The number of health facilities at the levels of hospitals, health centers, and dispensaries has increased from 11,805 in 2023 to 12,846 in 2024, representing an increase of 1,041 centers (8.1%). This increase has brought services closer to the people, with currently 75% to 85% of the population accessing health services within 5 kilometers, in line with the 2020/25 CCM election manifesto. The goal is to reach 95% by the year 2030.

DISTRIBUTION OF HEALTH FACILITIES

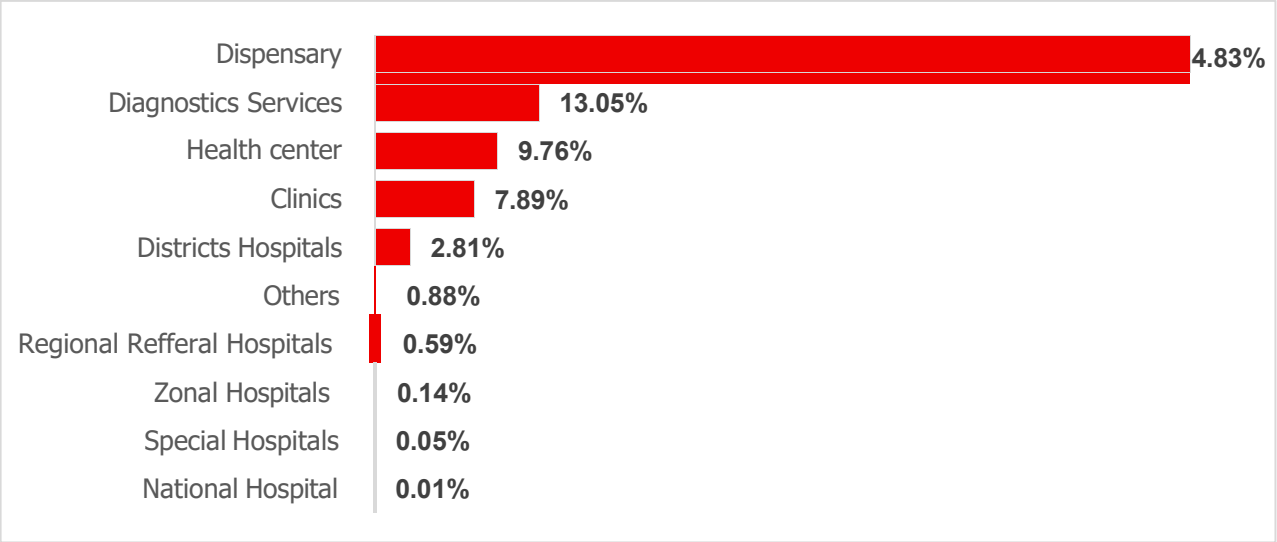

58.7% of the health facilities are owned by the Government, 8.5% are owned by faithb ased organizations, 32.1% are privately owned, and 0.6% are owned by public institutions.

SPECIAL MESSAGE

The increase health facilities in the country has enabled the Government to bring healthcare services closer to the people, as directed by the 2020–2025 CCM Election Manifesto. Currently, 75% to 85% of citizens access healthcare services within 5 kilometers of their residential areas, with the goal of reaching 95% by the year 2030.

Achievement:

Increase in Outpatient (OPD) attendance at health facilities.

The Ministry of Health has made great efforts to ensure that Tanzanians visit healthcare facilities at least once a year, regardless of their health status, in order to achieve the WHO target of one hundred percent OPD per capita. Currently, Tanzania has an OPD per capita of 0.8, which is equivalent to 80 percent of Tanzanians who visit healthcare facilities instead of going to traditional healers or buying medicines informally. These achievements are a result of the increase in healthcare facilities located close to communities, as well as improvements in the provision of preventive services, disease diagnosis, treatment, and health education.

Table No. 1:

OPD attendance by levels of health facilities.

No.	HEALTH FACILITY TYPES	2023		2024	
		OPD	%	OPD	%
01.	Dispensaries	19,950,124	45.11%	20,579,189	45.01%
02.	Health Centers	9,529,165	21.55%	10,174,907	22.26%
03.	Districts Hospitals	3,446,073	7.79%	3,865,352	8.45%
04.	Hospitals at District level	3,677,035	8.31%	3,514,021	7.69%
05.	Regional Referral Hospitals	3,275,508	7.41%	3,257,404	7.13%
06.	Hospitals at Regional level	1,371,269	3.10%	1,173,084	2.57%
07.	Zonal Referral Hospitals	953,922	2.16%	1,025,754	2.24%

08.	Hospitals at Zonal level	1,371,269	3.10%	1,173,084	2.57%
09	Specialized Hospitals	647,986	1.47%	689,773	1.51%
10.	National Hospital	241,559	0.55%	264,632	0.58%
TOTAL		**44,222,351**	**100%**	**45,717,200**	**100%**

Figure 1:
OPD attendance by levels of health facilities.

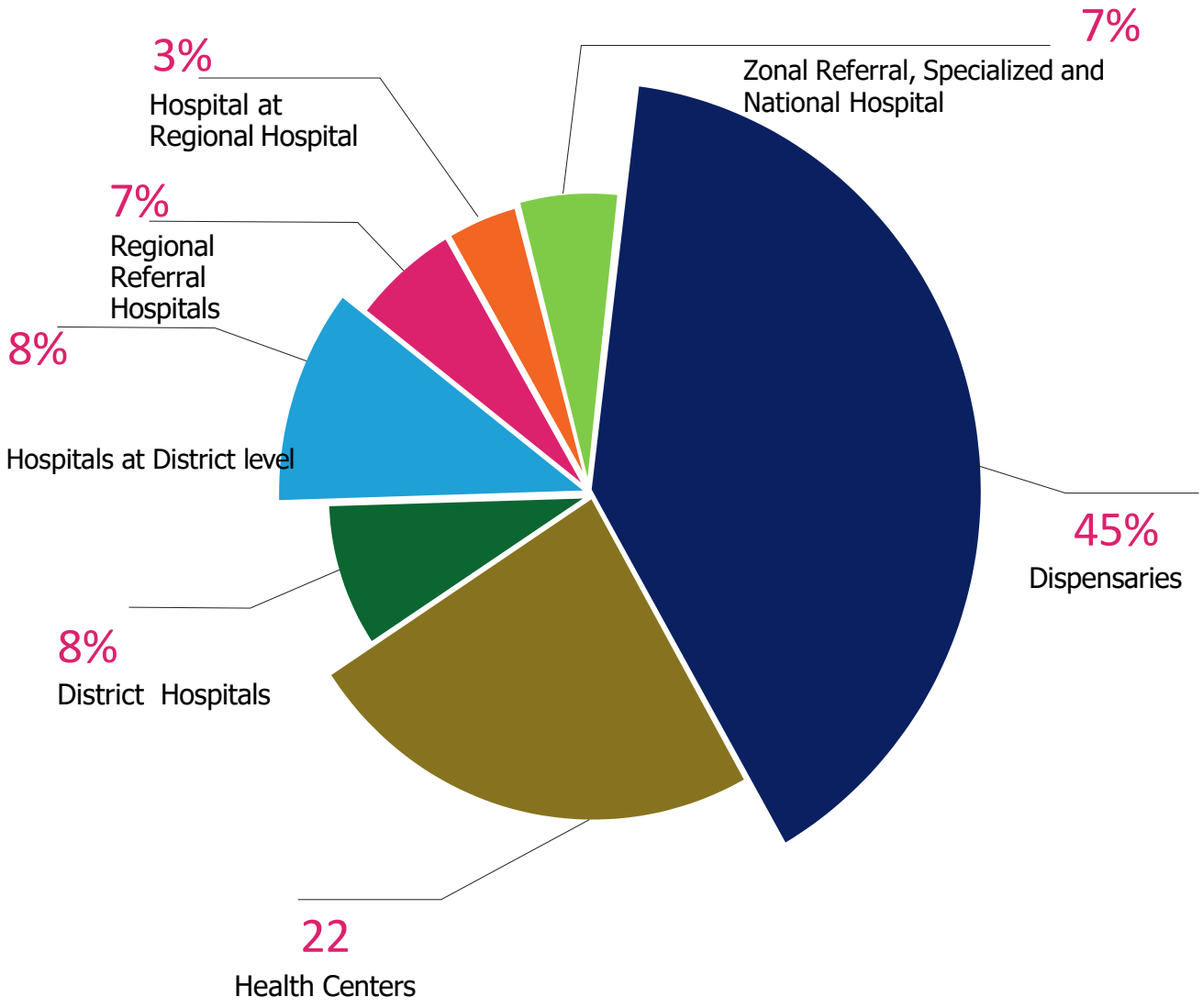

SPECIAL MESSAGE:

83.4% of Tanzanians receive healthcare services at the primary level, namely Dispensaries, Health Centers, and District/Council Hospitals. Therefore, the Government, through the Ministry of Health and the President's Office – Regional Administration and Local Government (PO – RALG), will continue to strengthen the supervision and management of healthcare service delivery at the primary level.

Achievement

Table No. 2:

Inpatient (IPD) services by level of health facilities.

No.	Type of Health Facility	2023		2024	
		IPD	%	IPD	%
01.	Dispensaries	12,714	0.7	12,799	0.6
02.	Health centers	586,994	30.2	616,615	30.2
03.	District Hospitals	301,759	15.5	338,301	16.6
04.	Hospitals at District level	357,554	18.4	354,357	17.4
05.	Regional Referral Hospitals	313,887	16.1	313,031	15.3
06.	Hospitals at Regional Level	40,291	7.2	174050	8.5
07.	Zonal Referral Hospitals	92,611	4.8	94,580	4.6
08.	Hospitals at Zonal Level	50,938	2.6	44,321	2.2
09.	Specialized Hospitals	25,933	1.3	32,298	1.6
10.	National Hospital	61,590	3.2	60,763	3.0
Total		**1,944,271**	**100%**	**2,041,115**	**100%**

Manyara Regional Referral Hospital

Figure 2:
Inpatient (IPD) services by level of health facilities.

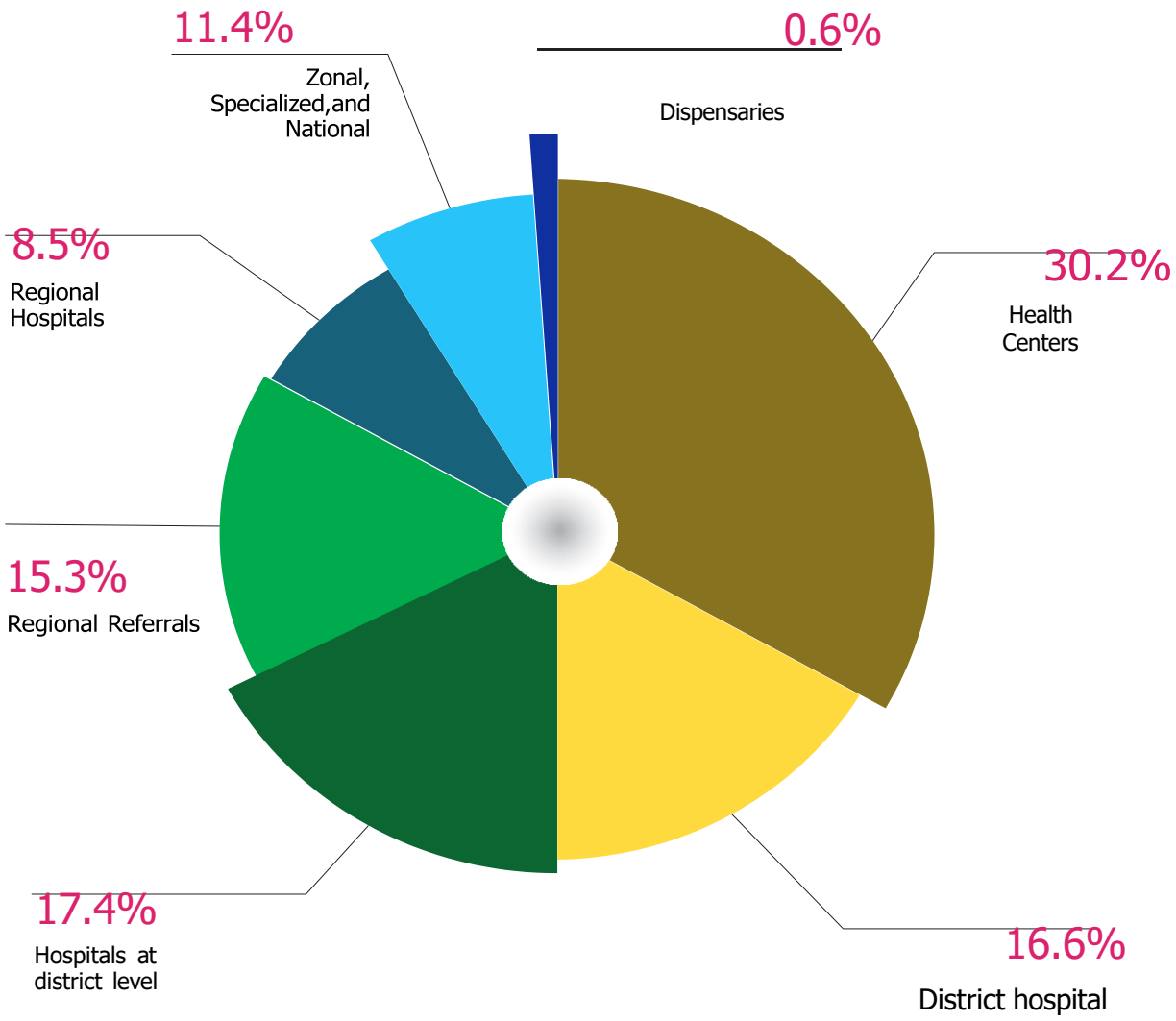

The President of the United Republic of Tanzania, Hon. Dr. Samia Suluhu Hassan, unveiling a plaque to mark the official opening of the Handeni District Council Hospital located in Mkata, Tanga region, on February 23, 2025.

2.3. Beds for Critical Patients

Furthermore, the number of beds in public health facilities for critically ill patients (ICU) has increased from 1,000 in 2023 to 1,362 in 2024. This increase includes beds in Neonatal Care Units (NCU) for sick newborns.

2.4. Beds for Patients

The number of patient beds in health Facility centers across the country has increased from 126,209 in 2023 to 145,374 in 2024. The increase in patient beds has helped improve the quality and efficiency of healthcare services, particularly maternal and child health services.

SPECIAL MESSAGE:

The increase in ICU beds across public hospitals is intended to strengthen service delivery and reduce preventable in-hospital deaths.

Achievement:

Table No. 3:
Reduction of mortality at health facility

No.	Indicator	2023	2024	Reduction in percentage
01.	Number of Mortalities	44,131	39,134	23.5%
02.	Neonatal Mortality (siku 028)	7,011	6,451	28.1%
03.	Maternal Mortality	1,171	1,238	

The President of the United Republic of Tanzania, Hon. Dr. Samia Suluhu Hassan, receiving the prestigious international **Global Goalkeeper Award** from Dr. Anita Zaidi, President of the Gender Equality Division at the Gates Foundation, during a ceremony held at the Hyatt Regency Hotel in Dar es Salaam on February 4, 2025.

Diagnosis Services

The Government has continued to strengthen the availability of medical equipment and disease diagnostic services to ensure appropriate treatment based on the specific illness. By December 2024, the Ministry had procured and distributed diagnostic equipment as shown in Table No. 4.

Table No. 4:
Diagnostic Services

No.	Equipment	2023	2024
01.	MRI	7	13
02.	CT SCAN	32	45
03.	Digital X Ray	344	491
04	Utra Sound	494	970
95	PET Scan	1	1
06	Fluoroscopy	4	13
07.	Cath Lab	3	4

Figure 5:
Number of beneficiaries from the services Year 2024

No.	Equipments	Number of patients who received diagnostic services, Year 2024
01.	MRI	35,603
02.	CT SCAN	118,508
	Total	**154,111**

The President of the United Republic of Tanzania, Hon. Dr. Samia Suluhu Hassan, receiving a briefing from a healthcare provider at the Handeni District Council Hospital shortly after its official opening on February 23, 2025.

SPECIAL MESSAGE:

This significant investment has brought major improvements in disease diagnostic services, making these services more accessible to people in their communities and reducing the inconvenience of losing time and incurring costs to receive medical treatment.

04 THE LEADING TOP 10 DISEASES OF OUTPATIENT DEPARTMENT (OPD) YEAR 2024.

Between January and December 2024, the major diseases reported in outpatient department (OPD) were respiratory infections, which were the leading illnesses among patients under five years old and those over five years old. Additionally, noncommunicable diseases were observed among patients over five years old, with hypertension accounting for 6.2% and diabetes 2.8%.

Figure 3:
OPD TOP TEN DISEASE.

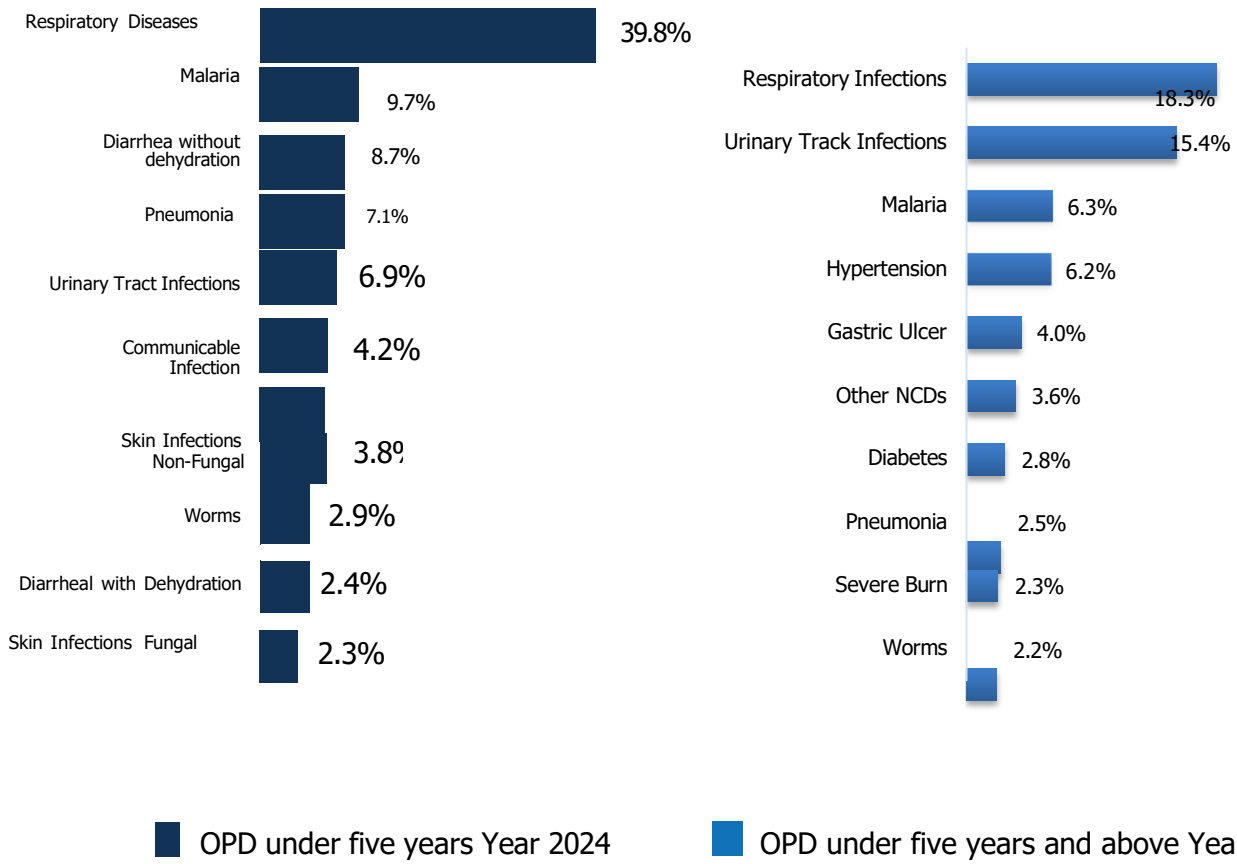

05 TOP 10 LEADING CAUSES OF HOSPITAL ADMISSIONS IN 2024

Between January and December 2024, the leading causes of hospital admissions (IPD) for children under five were severe pneumonia (27.1%), while for patients aged over five years, malaria was the leading cause (14.7%). Additionally, noncommunicable diseases were observed among patients over five years of age, with high blood pressure accounting for 9.1% and diabetes 4.8%.

Figure 4: IPD Top 10 Leading Causes IPD

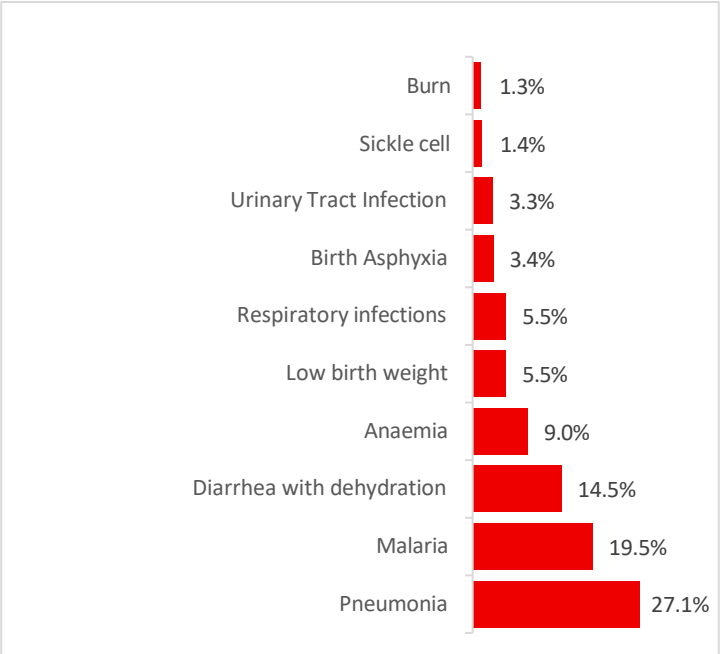

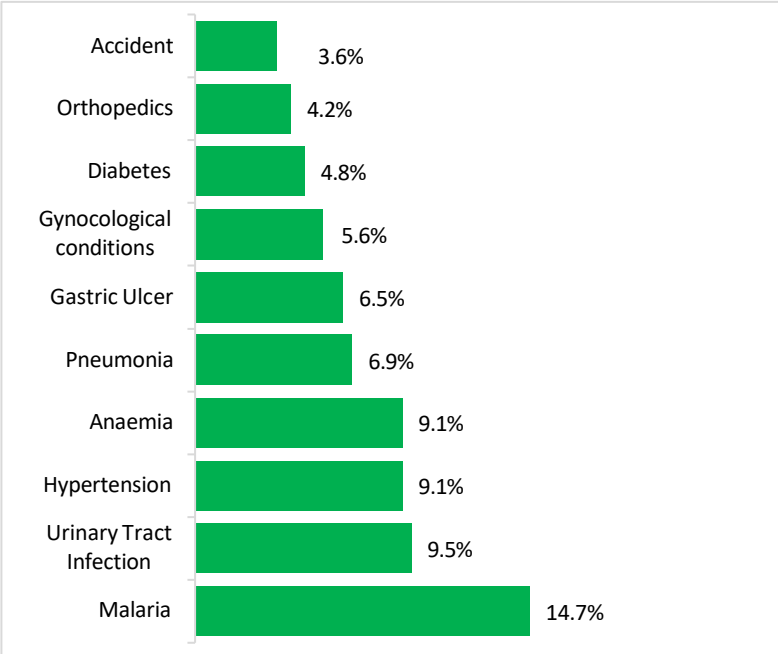

IPD Diseases for Under 5 Year 2024

IPD Diseases for 5 years and Above year 2024

SPECIAL MESSAGE:

From January to December, non-communicable diseases like Hypertension and diabetes entered the top ten for both OPD and IPD. The experts urge citizens to follow health professional advice, as treatment places a heavy burden on the government.

06 INCREASE OF AVAILABILITY OF MEDICINES AND HEALTH SUPPLIES

The availability of essential medicines and other health supplies (290 types) in public health facilities increased from 67% in 2023 to 80% in 2024, as shown in Table No. 5.

Table No. 5
Availability of health supplies by levels of health Facilities.

No.	Level of Health Facilities	2023	2024
01.	Dispensaries	49%	72%
02.	Health Centers	52%	68%
03.	District Hospitals	61%	75%
04.	Regional Referral Hospitals	93%	95%
05.	Zonal, Specialized, and National	81%	92%
Percentage		**67%**	**80%**

SPECIAL MESSAGE:

The increase in the availability of medicines helps citizens receive proper treatment for the illnesses affecting them.

07 REPRODUCTIVE, MATERNAL AND CHILD HEALTH SERVICES IMPROVED TO A SATISFACTORY LEVEL.

The performance of the quality of reproductive, maternal, and child health services among Member States of the World Health Organization is measured using 16 key indicators, including:

i. Pregnant women who attended antenatal clinics at least four times or more (ANC visits).
For a pregnant woman to receive all essential services before delivery, she is required to attend the ANC clinic four times or more to ensure a safe delivery.

ii. Pregnant women given iron supplements and folic acid tablets (FeFO).

iii. Anemia contributes to 9% of maternal deaths. To protect the lives of pregnant women in the country, the Government has been purchasing and providing free iron supplements to all pregnant women delivering in public health facilities:

One of the key indicators of the quality of healthcare services in any country is the proportion of pregnant women who give birth in health service delivery facilities.

iv. Emergency Obstetric and Newborn Care (CEmONC) Services for Pregnant Women in Health Centers.

v. The World Health Organization (WHO) recommends that no more than 15% of deliveries should be assisted through cesarean section, in order to save mothers and newborns from obstructed labor that could endanger their lives. in the womb or even death. Therefore, the Government continues to improve emergency services for delivering babies via cesarean section in health facilities, where the number of facilities providing this service increased from 487 in 2023 to 523 in 2024, an increase of 36 facilities

vi. Increase in Neonatal Care Units (NCU) for Newborn. The number of specialized care units serving critically ill newborns (Neonatal Care Units – NCU) increased from 189 in 2023 to 213 in 2024, whereas in 2018, Tanzania had only 14 NCUs.

Table No. 6:

Indicators Measuring the Quality of Reproductive, Maternal, and Child Health Services

No.	Indicator	Jan Des 2023		Jan Des 2024	
		Num	%	Num	%
01.	Pregnant women who attended antenatal clinics at least four times or more. (ANC visits)	2,869,095	116.9%	3,143,018	123%
02.	Pregnant women who received iron supplements and folic acid tablets (FeFO)	8,991,869	95%	9,943,485	97%
03.	Pregnant women who delivered at health facilities	2,105,839	85.8%	2,219,332	86.9%
04.	Emergency Obstetric and Newborn Care (CEmONC) services for pregnant women in health centers	57,585	11.3%	61,132	11.5%
05.	Increase in Neonatal Intensive Care Units (NICUs) for newborns	189		213	

PHOTOS

Children receiving essential health services together with their parents is a sign of success in the improvements of reproductive, maternal, and child health services

08

SUPERSPECIALIZED AND SPECIALIZED HEALTHCARE SERVICES CONTRIBUTE TO IMPROVING THE HEALTH OF TANZANIANS

The Government has continued to improve specialized and primary healthcare services to ensure these services are available within the country. These services are provided at Muhimbili National Hospital, Muhimbili Orthopedic Institute (MOI), Jakaya Kikwete Cardiac Institute (JKCI), Ocean Road Cancer Institute, regional referral hospitals, and private hospitals including Aga Khan and Saifee. During the year 2024, a total of 12,684 patients received primary specialized treatment compared to 12,042 patients in 2023 in various medical fields, as shown in Table No. 7.

Table No 7:
Specialized services provided up to the year 2024.

Na.	Specialized services provided in the country	2023	2024
1	Cochlea Implant	11	22
2	Kidney Transplant	25	25
3	Intragastric balloon placement	90	20
4	Complex heart surgery without opening the chest (Cardiac catheterization).	2,156	2,695
5	Openheart surgery	562	587
6	Brain surgery	2,036	2,030
7	Spine surgery	352	406
8	Hip replacement surgery	203	237
9	Cervical cancer Treatment	1,341	1,378
10	Breast cancer Treatment	467	555
11	Esophageal Cancer Treatment	374	364
12	Skin cancer Treatment	113	132
13	Prostate Cancer Treatment	248	188
14	Knee Replacement Surgery	189	232
15	Aneurysm repair	7	19

Na.	Superspecialized Services	2023	2024
16	Transsphenoidal tumor excision	14	2
17	VP shunt/ETV & Spina Bifida	563	471
18	Acetabular Reconstruction	110	130
19	Arthroscopy	402	300
20	Interventional Radiology	760	882
Total		**12,042**	**12,684**

EVENTS IN PHOTOS

Pathological Laboratory available at Arusha Regional Referral Hospital, Mount Meru

SPECIAL MESSAGE:

Investment in expert and specialized services has enabled many Tanzanians to access these services within the country at an affordable cost instead of seeking them abroad. This has improved services for Tanzanians; for example, kidney transplant services for patients outside the country cost 120 million shillings compared to 30 million shillings, which is now paid for receiving this service here in the country

09

MEDICAL TOURISM PROMOTES TANZANIA REGIONALLY AND INTERNATIONALY

Due to the significant investment made in improving expert and specialized services, our country has been able to attract various patients from abroad. In the year 2023, the number of medical tourism patients coming from outside the country for treatment was 5,705, and statistics for the year 2024 show that a total of 7,843 patients from abroad came for treatment in the country. These patients come from the countries of Comoros, Malawi, Burundi, Zambia, Congo DRC, Uganda, Zimbabwe, and Kenya. Furthermore, these patients were treated at the following six hospitals: Muhimbili National Hospital (MNH), Ocean Road Cancer Institute, Jakaya Kikwete Cardiac Institute, Muhimbili Orthopedic Institute (MOI), Aga Khan, and Saifee Hospital.

Tanzania has opened medical tourism borders, where until now, expert doctors have been traveling to various countries to provide specialized and expert medical treatments. For example, in November 2024, a team of expert doctors went to Comoros to provide medical services with the goal of offering treatment and promoting medical tourism. A total of 2,770 patients received services, and 267 patients were referred to come for treatment here in Tanzania.

SPECIAL MESSAGE:

Tanzania has become a refuge for patients from abroad, and these patients bring in foreign currency, thereby contributing to the national income. Additionally, due to Tanzania's unique economic and geographical advantages (for example: being an active member of the East African Community and SADC, being surrounded by eight countries, and having the Indian Ocean as its entire eastern border, making it the "Gateway to Africa"), it places us in a rare opportunity to become the "Center of Medical Tourism" in the East, Central, and Southern Africa regions.

IMPROVEMENTS IN EMERGENCY MEDICINE SERVICES (EMD) SOLUTIONS FOR SEVERELY INJURED ACCIDENT VICTIMS.

The number of hospitals with Emergency Medical Departments (EMD) has increased from 7 to 116 by Desember 2024, representing an increase of 109 hospitals. The completion of EMD construction reduces deaths and saves the lives of emergency and accident patients. On the other hand, the number of ambulances has increased from 1,167 in 2023 to 1,267 by Desember 2024. These vehicles have helped transport patients, including women with childbirth complications, quickly and have facilitated referrals, thereby reducing suffering among citizens and lowering preventable deaths.

Table No. 9:

Emergency Medicine Services

Na.	Emergency Medicine Services	Served patients. Jan Des 2023	Served patients Jan Des 2024
01.	National Hospital (Muhimbili & Mloganzila)	52,380	50,588
02.	Zonal Hospitals	111,996	115,434
03.	Specialized Hospitals	14,553	19,793
04.	Regional Referral Hospitals	157,251	224,033
Total		**41,045**	**63,823**

SPECIAL MESSAGE:

Tanzania has increased its capacity to serve more emergency and accident patients, where these services reduce deaths of patients and injured persons.

11 STRENGTHENED THE FIGHT AGAINST OUTBREAK DISEASES.

During the sixth phase, Tanzania has continued to remain safe from outbreak diseases that are transmissible from one country to another. These diseases include Ebola, Zika, Avian Influenza, Dengue, among others. Tanzania was able to combat and eradicate Polio and successfully manage the COVID19 pandemic and Marburg virus by establishing strong infrastructure at border areas, airports, ports, and bus terminals. The Ministry has built the capacity of health expert teams in the regions to be always ready to respond to these diseases. Additionally, the Ministry has strengthened information systems to promptly report whenever these diseases occur.

The government has successfully fought against HIV/AIDS, Tuberculosis, and Malaria, achieving significant progress in implementing the Sustainable Development Goals (SDGs). For example, in three key HIV/AIDS indicators (the percentage of people who know their HIV status, the percentage of people on antiretroviral therapy, and the percentage of those with viral suppression), the target of 95% was exceeded in 2024. Additionally, deaths caused by HIV/AIDS, Tuberculosis, and Malaria have continued to decline, as shown in Table No. 11.

Table No. 11:

The fight against HIV/AIDS, Tuberculosis, and Malaria.

No.	Indicator	Jan - Des 2023	Jan - Des 2024
	HIV/AIDS		
01.	Those who tested for HIV virus (VVU)	8,498,826	10,893,264
02.	Those who were diagnosed with HIV infection	167,741	150,416
03.	Those using antiretroviral drugs to suppress the HIV virus.	1,626,943	1,600,795
04.	Deaths caused by HIV/AIDS.	1,863	1,784
	TUBERCULOSIS		
01.	Those diagnosed with Tuberculosis.	93,264	76,722
02.	Percentage of those treated and fully recovered.	95.5	95.6
03.	Deaths caused by Tuberculosis	1,006	759
	MALARIA		
01.	Those tested for Malaria	20,580,174	20,802,626
02.	Those duagnised with Malaria	3,535,035	3,355,831
03.	Deaths caused by Malaria	2,002	1,515

MAJOR INVESTMENT IN SPECIALIZED MEDICAL FIELDS IN REGIONAL REFERRAL HOSPITALS.

The government has continued to strengthen specialized medical services in Regional Referral Hospitals, whereas previously, such services were only available in Zonal, Specialized, and National Hospitals making them inaccessible to many citizens.

To improve access to specialized treatment in Regional Referral Hospitals, the Ministry has continued to train and assign specialists to these hospitals. Currently, a total of **319 specialist doctors** in eight (8) priority fields are available in these hospitals. This includes **77 obstetricians and gynecologists**, **51 pediatricians**, **57 surgeons**, among others, as shown in Table No. 12.

Table No. 12:

Total of Specialists in Regional Hospitals

No.	Specialized field	Total	Percentage
01.	Obstetrics and Gynecology	77	24%
02.	Pediatric Child Health	51	16%
03.	Surgery	57	18%
04.	Internal Medicine	37	12%
05.	Orthopedics and Traumatology	35	11%
06.	Emergency Medicine	14	4%
07.	Radiology	26	8%
08.	Anesthesia	22	7%
Total		**319**	**100%**

Njombe Regional Referral Hospital

Mara Regional Referral Hospital

13.3. Specialized Services in Regional Referral Hospital

As a result of ongoing investment in Regional Referral Hospitals, various specialized medical services have been provided, including **639,532 cases of internal medicine**, **104,259 cases of obstetrics and gynecology**, **224,033 emergency lifesaving services (EMD)**, and **77,530 pediatric cases**, among others, as shown in **Figure No. 5**.

Figure 5:

Specialized Services at Regional Referral Hospitals

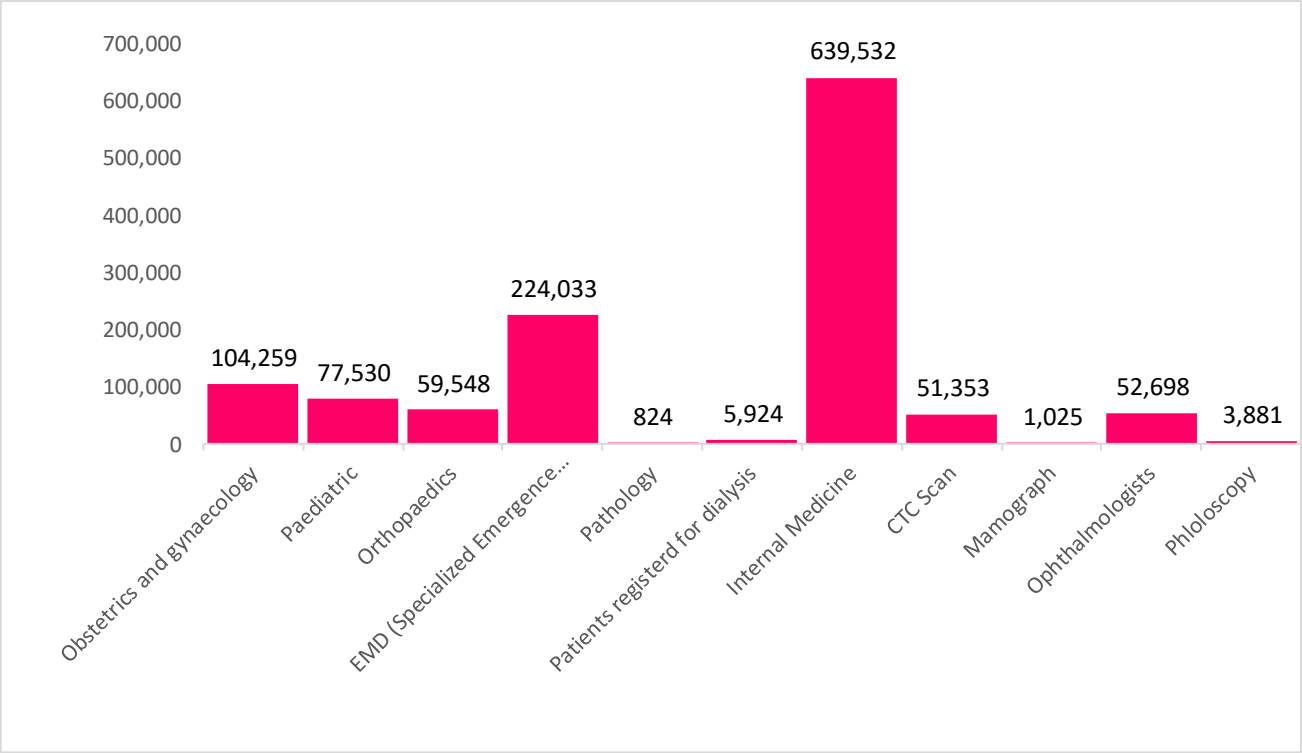

Various Specialized Services Provided in Regional Referral Hospitals.

PHOTOS

Regional Referral Hospitals

Kigoma Regional Referral Hospital

Iringa Regional Referral Hospital

Geita Regional Referral Hospital

Tabora Regional Referral Hospital

Arusha Regional Referral Hospital

Songwe Regional Referral Hospital

Mtwara Regional Referral Hospital

Chato Regional Referral Hospital

13.4. Specialized Outreach Services

To ensure that specialist medical services reach all citizens, the Government is empowering Regional Referral Hospitals to provide outreach (mobile) services to patients and to build the capacity of District Council Hospitals across the country. Each Regional Referral Hospital is responsible for delivering outreach services to District Council Hospitals within its respective region. In the year 2024, a total of 33,638 patients were reached through these services.

SPECIFIC POLICY ISSUES

14.4. Increase of the Health Sector Budget

The Government has been increasing the health sector budget year after year, from TZS 2.019 trillion in 2021/22, TZS 2.149 trillion in 2022/2023, TZS 2.464 trillion in 2023/24, to TZS 2.540 trillion in 2024/25. In its health budget, the Government has continued to prioritize the financing of specific policy issues, including:

14.1.3. Special Groups Treatments

The Government has continued to implement the policy of providing free healthcare services to special groups namely pregnant women, children under the age of five, and elderly people without means gradually. For example, in the 2024/25 period, a total of TZS 6,135,532,514.40 (TZS 6.1 billion) was spent on financing reproductive, maternal, and child health service commodities, as shown in Table No. 13.

Table No. 13:

Reproductive, Maternal, and Child Health Service Commodities Financed by the Government

No.	Services	Cost 2023/24
01.	**116,260 doses of Magnesium Sulphate injections** for the treatment of eclampsia	Milioni 293.8
02.	**2,056,240 doses of Oxytocin injections** for the prevention and control of bleeding during and after childbirth	Billion 1.5
03.	**79,874,700 Fefol tablets** to ensure pregnant women have adequate blood supply	Bilioni 2.1
04.	**16,304,000 dispersible Amoxicillin tablets** for the treatment of nonsevere pneumonia in children under five	Bilioni 1.0
05.	**663 combined ORS and Zinc packets** for the treatment of diarrhea in children under five	Milioni 685.2
06.	**890 doses of AntiD**	Milioni 99.8
07.	**458,680 Misoprostol tablets** for the treatment and prevention of bleeding during childbirth	Milioni 469.5

.

14.1.4. Exemptions for Special Groups and Economically Disadvantaged

Various governmentowned health service centers have been providing fee exemptions to special groups of citizens who are unable to contribute to services, including costs for tests, medication, surgery, consultation fees, and others. During the 2024 period, a total of 696,148 beneficiaries received medical exemptions amounting to TZS 81,876,103,239 as shown in Table No. 14.

Table No. 14:
Exemptions for Special Groups and Economically Disadvantaged

Na.	Hospital	Jan - Des 2024	
		Beneficiaries	Costs of exemptions
1.	Muhimbili National Hospital	95,982	19,744,013,408
2.	Jakaya Kikwete Cardiac Institute (JKCI)	1,786	2,244,980,640
3.	Ocean Road Cancer Institute	32,409	20,070,002,612
4.	Benjamin Mkapa Hospital (BMH)	3,043	519,748,810
5.	Mloganzila Hospital	10,814	2,750,709,620
6.	Northern Zone Referral Hospital KCMC	12,599	18,497,202,340
7.	Lake Zone Referral Hospital Bugando	35,336	4,056,776,976
8.	MOI Orthopaedic Hospital	11,834	4,610,835,720
9.	Mirembe National Mental Health Hospital	1806	1,346,601,205
10.	Kibong'oto Tuberculosis Hospital	3,987	53,881,447
11.	Mbeya Zonal Referral Hospital	32,369	1,453,033,000
12.	Southern Zonal Referral Hospital Mtwara	247	15,107,655
13	CCBRT	2395	2,062,195,871
14.	Chato Zonal Referral Hospital	614	127,715,301
15.	Regional Referral Hospitals	450,927	4,323,298,634
Total		**696,148**	**81,876,103,239**

Additionally, analysis of OPD attendance in primary health care facilities indicates that 20% of clients in 2023 were treated through insurance, compared to 19% in 2024. Clients treated under exemptions accounted for 32% in 2023 and 39% in 2024, while out-of-pocket (cash) payments contributed 48% in 2023 and 42% in 2024, as presented in Figure 6.

Figure 6:
Treatment Costs

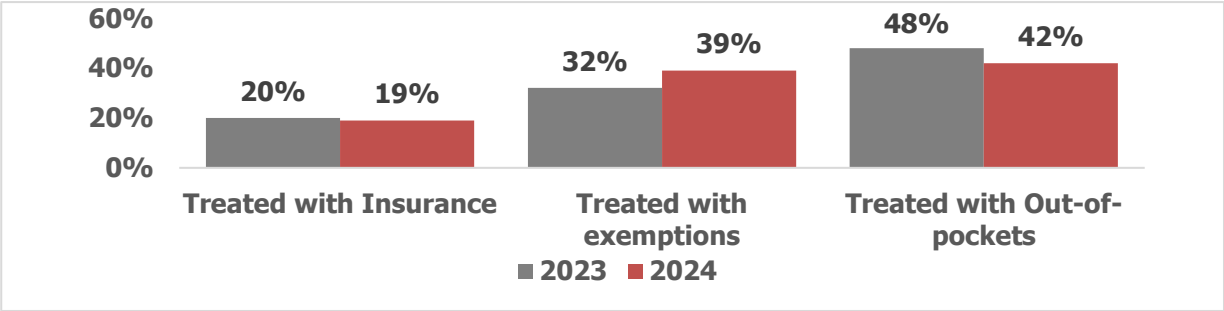

14.5. Universal Health Insurance Act

In the implementation of the Universal Health Insurance Act, Chapter 161, the Government has successfully initiated the enforcement of this law alongside the Universal Health Insurance Regulations, following Government Notice No. 809 of 2024. This step enables the Government to implement the law in phases in order to provide public education on the concept and importance of health insurance before the mandatory health insurance requirement for all comes into effect. Public awareness campaigns involve leaders at all levels, including Regional and Local Government Authorities, with the goal of fostering collective accountability.

Another step in the implementation of the Universal Health Insurance Act, Chapter 161, is the commencement of funds collection from specific sources to finance health insurance for citizens who are unable to afford it, through a special fund that has been established. By December 2024, a total of TZS 61.449 billion had been collected. Furthermore, stakeholder engagement regarding the benefits package to be provided to citizens and the level of contributions is ongoing, to ensure positive outcomes within communities during implementation. Completion of this phase will enable the Government to start including lowincome citizens in accessing health insurance services.

14.6. Establishment of the Integrated and Coordinated Community Health Workers Program

The Sixth Phase Government, through the Ministry of Health and its stakeholders, has finalized and begun the implementation of the Integrated and Coordinated Community Health Workers Program in Tanzania. This program was launched by the Vice President of the United Republic of Tanzania, Hon. Dr. Philip Isdor Mpango, in February 2024.

The program aims to reach a total of approximately 137,294 Community Health Workers across all 26 regions of Mainland Tanzania, with implementation to be carried out in phases over a fiveyear period. In the first phase, more than 28,000 workers will be reached, of which 8,900 have already been selected and provided with specialized training.

The implementation of this program will cost TZS 899.5 billion over five years, with the Government investing TZS 99.7 billion in the first year of implementation. Moreover, the program is expected to enable the Government to expand access to healthcare services down to the household level in order to achieve Universal Health Coverage (UHC) by the year 2030.

15

HEALTH SECTOR PRIORITIES FOR THE YEAR 2024

1. Strengthening preventive interventions to enable citizens to protect themselves from diseases and to facilitate early disease detection

1.1 Strengthening immunization and nutrition services, especially for children under the age of five

1.2 Establishing community health worker (CHW) services

1.3 Continuing to provide public education on the prevention of communicable and noncommunicable diseases (NCDs). Regarding NCDs, we will encourage citizens to adopt healthier lifestyles, including proper nutrition, regular physical exercise, and more.

2. Continuing to improve the quality of services in public health facilities at all levels, including Dispensaries, Health Centers, District/Council Hospitals, Regional Referral Hospitals, Zonal Hospitals, and the National Hospital by undertaking the following:

2.1 Continuing to invest in health service infrastructure, including completing and renovating construction projects and conducting timely preventive maintenance

2.2 Ensuring the availability of medicines, medical supplies, and equipment, particularly for reproductive, maternal, and child health services

2.3 Strengthening the supervision of health service delivery at the Dispensary, Health Center, Council Hospital, and Regional Hospital levels

2.4 Strengthening ICT systems to reduce patient waiting times and enhance communication between facilities within the referral chain

3. Increasing the number of health workers at all levels, while also building the capacity of existing health workers by deploying specialist doctors from regional referral hospitals to health centers and district hospitals to provide practical training (mentorship) on quality health services for pregnant women and children through the implementation of the "Mama Samia Specialist Doctors Campaign" where mobile outreach services are provided at the primary healthcare level.

4. Implementing the Universal Health Insurance Law to enable more citizens to access health services without financial barriers.

5. Finalizing the Health Service Costing Guideline for public health facilities to ensure standardized service charges.

6. Enhancing efficiency and reducing complaints related to the treatment of special patient groups entitled to free healthcare services namely children under five, pregnant women, and elderly people who are unable to pay.

7. Increasing local capacity for the production of medical supplies, equipment, and medicines.

8. Strengthening the supervision of professionalism and ethics among healthcare professionals.

Conclusion

The Ministry of Health, through the Monitoring and Evaluation Unit, has prepared a health bulletin to inform the Tanzanian public about the state of health service delivery in the country. Through this bulletin, Tanzanians will gain an understanding of the availability of various services, including specialist and superspecialist care. Furthermore, the Ministry will continue to implement various policyrelated matters as outlined in this bulletin in order to continue improving the health of Tanzanians and ultimately contribute to the growth of the national economy.

Hon. Mohamed O. Mchengerwa

Minister of Health (Mp)

Hon. Dr. Samia Suluhu Hassan

President of the United Republic of Tanzania

Hon. Dr. Florence George Samizi

Deputy Minister of Health (Mp)

STATISTICAL BULLETIN ON THE STATUS OF HEALTH SERVICE DELIVERY IN THE COUNTRY FOR THE PERIOD FROM JANUARY TO DECEMBER 2024

Mji wa Serikali Mtumba,
Barabara ya Afya,
S.L.P 743
40478, DODOMA

wizara_afyatz

Wizara ya Afya Tanzania

Wizara ya Afya@2025