

THE UNITED REPUBLIC OF TANZANIA

MINISTRY OF HEALTH



COVID-19 SITUATION REPORT: NO. 34

From 30th April to 06th May, 2022

1. Key highlights

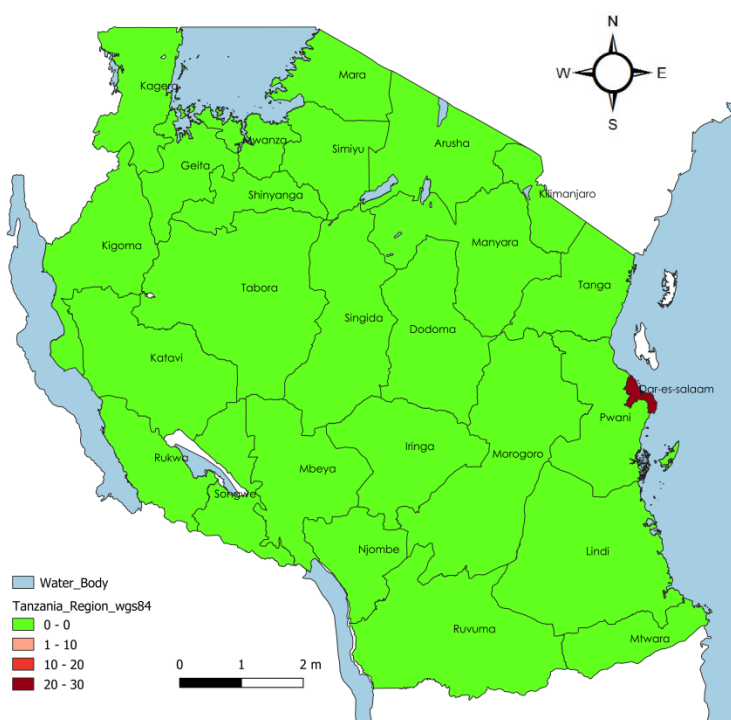
Highlight 1: COVID-19 Cases, Deaths and Laboratory Testing

- Cumulative total of **33,928 confirmed cases** and **803 deaths (CFR 2.4%)** reported since March, 2020
- Cumulative total of **515,885** Laboratory tests (RT PCR) performed, with a **6.6%** Positivity Rate
- Total of **2,979** new laboratory tests (RT PCR) performed during the week with a positivity rate of **0.8%**
- **Less new confirmed cases (24)** were reported during the week, compared to those reported in the previous week (**32 new cases**), showing a **25% decrease**
- A total of **3,147** patients from health facilities were tested with Rapid Antigen Test in this week, of these **8 (0.25%)** were positive.
- **No new deaths** were reported during the week.
- **No new cases or deaths** were reported among healthcare workers during the week
- Cumulative total of **3,351** confirmed cases among healthcare workers
- No newly admitted patients were reported during the week.

Highlight 2: COVID-19 Vaccination Status

- Cumulative total of **4,053,422** people fully vaccinated to-date

Highlight 3: Geographical Distribution of COVID-19 Cases from 30th April to 06th May, 2022 Tanzania Mainland

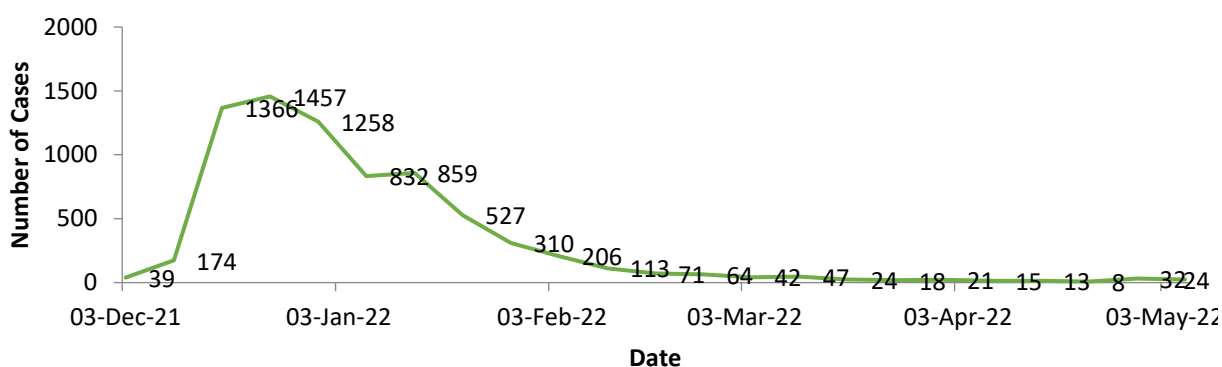


2. Epidemiology and Surveillance

A. Cases, Deaths and Alerts

New confirmed cases during the week	24
Cumulative confirmed cases	33,928
New deaths during the week	0
Cumulative deaths	803
Number of alerts validated during the week	65

Weekly trend of COVID-19 Confirmed Cases from 03 Dec, 2021 to 06 May, 2022



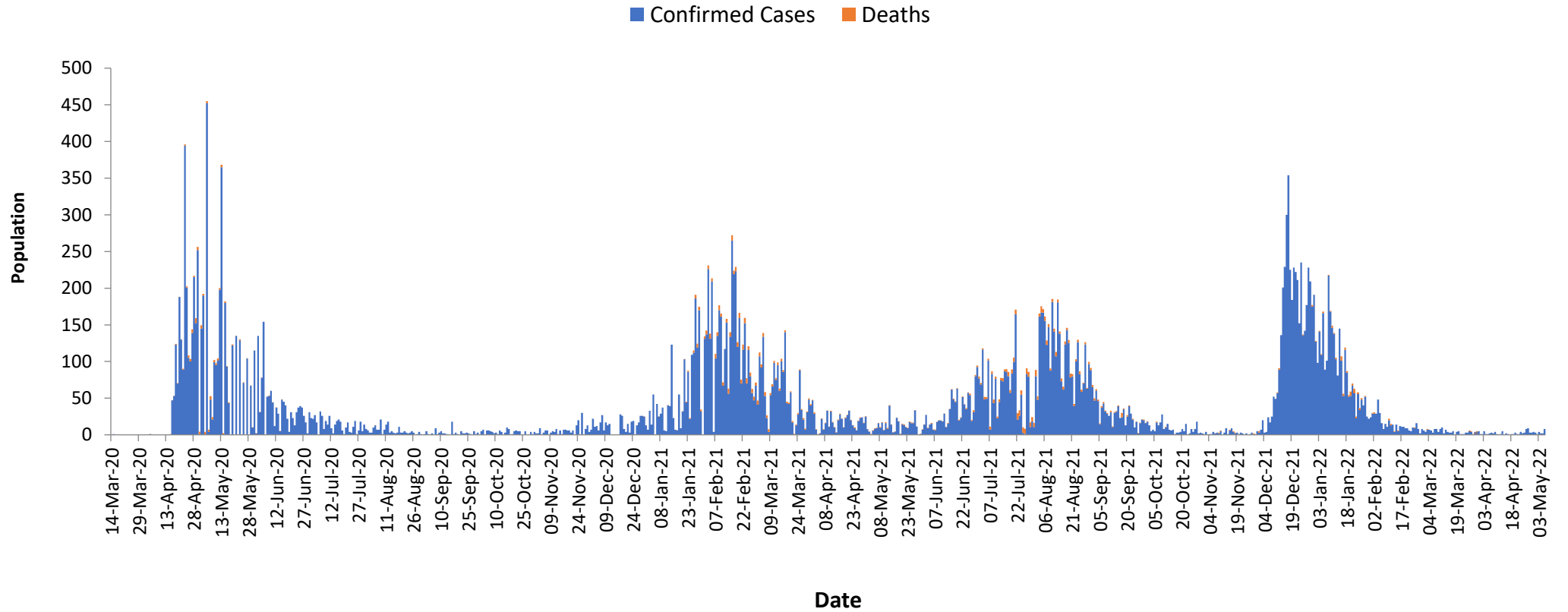
- Generally, a downward trend of the number of new confirmed cases was observed starting from the end of December 2021. This trend has continued during the beginning of year 2022. In the current week, there was a decrease in the number of new confirmed cases reported, by **twenty five percent (25%)** from the previous week.

Table 1. Daily reporting of cases and deaths during the week

Date of reporting	Confirmed cases	Confirmed COVID-19 deaths
30-Apr-22	4	0
01-May-22	3	0
02-May-22	1	0
03-May-22	4	0
04-May-22	2	0
05-May-22	2	0
06-May-22	8	0

COVID-19 Epidemiological situation

Figure 2: COVID – 19 Confirmed Cases and Deaths, from March, 2020 to 06th May, 2022 Tanzania Mainland



B. Laboratory Testing	
Total number of new tests performed (RT PCR)	2,979
New tests performed for exiting travellers (RT PCR)	2,892
Cumulative number of tests (RT PCR)	515,885
New screening tests performed for arriving travellers at PoE (RDT)	1,525
Total number Rapid Antigen Tests performed to patients in HF's	3,147

C. Bed occupancy on 06th May 2022	
Total COVID-19 beds	4,361
Number of COVID-19 beds occupied at the end of the day	0
Total ICU beds	237
Number of ICU beds occupied at the end of the day	0

D. Vaccination	
New People vaccinated during the week 1 st Dose (Sinopharm)	69,793
New People vaccinated during the week 2 nd Dose (Sinopharm)	45,877
Cumulative number of people vaccinated with 1 st dose of Sinopharm	2,016,985
Cumulative number of people vaccinated with 2 nd dose of Sinopharm	1,411,657
New people vaccinated with Janssen during the week	16,550
Cumulative number of people vaccinated with Janssen (JJ)	1,651,477
New people vaccinated with 1 st dose of Pfizer	92,986
New people vaccinated with 2 nd dose of Pfizer	70,271
Cumulative number of people vaccinated with 1 st dose of Pfizer	1,346,070
Cumulative number of people vaccinated with 2 nd dose of Pfizer	798,999
New people vaccinated with 1 st dose of Moderna	2,133
New people vaccinated with 2 nd dose of Moderna	3,709
Cumulative number of people vaccinated with 1 st dose of Moderna	162,195
Cumulative number of people vaccinated with the 2 nd dose of Moderna1	89,240
Cumulative number of people fully vaccinated in the URT	4,053,422

Key interventions

Surveillance

- Conducted orientation on the 3rd Edition of the Integrated Disease Surveillance and Response (IDSR) guidelines to Regional and Council Health Management Team (R/CHMT) as well as surveillance Officers from health facilities in Manyara region. A total of 256 people were oriented
- Conducted Field Epidemiology and Laboratory Training Program (FELTP) Frontline Course to Rukwa and Katavi Regions under One Health approach.

Points of Entry

- Screening of travelers at Points of Entry was done. A total of 122,770 travelers were screened of whom 26,691 (21.7%) were international travelers, 85,399 (69.9%) domestic and 10,680 (8.7%) were crew members. Out of the screened travelers, 1,525 (1.2%) were screened for COVID 19 using a rapid antigen test.
- Verification of COVID 19 certificates was performed to overcome the challenge of counterfeit certificates. A total of 16,185 certificates were verified.

Vaccination

- Distributed COVID-19 vaccines to all regions.
- Monitored COVID-19 vaccination progress in the country.

Logistics

- Coordinated applications for import permits for donated products provided by various stakeholders in accordance with the guidelines.
- Continued with follow up of the stock status of the health products/supplies used in COVID-19 management.
- Updated user information and facilities registered on the COVID PORTAL.

Case Management

- Conducted COVID-19 management training to experts from emergency departments and ICUs where 192 nurses, 96 clinicians and 80 radiology experts were trained.
- Continued with mobilization of experts from health facilities all over the country to improve case detection using rapid tests suspected cases from all entries for early management.
- Conducted COVID-19 Case Management Guidelines workshop to update the the existing guidelines by engaging different experts.

Risk Communication and Community Engagement (RCCE)

- Continued with community-based initiatives countrywide through community outreach programs which are being implemented engaging vaccinators, Community Health Workers and other community influencers to promote and enable community uptake of COVID-19 vaccines.
- Continued with implementation of a strategy to utilize different events, reach out to work places and Institutions for COVID-19 health education and COVID-19 vaccines services provision
- Disseminated COVID-19 messages through social media, national Radios and TV as well as community radios countrywide

Distribution of cases and deaths by region

Table 1: COVID-19 Confirmed Cases and Deaths by Region, 30th April to 06th May, 2022 Tanzania Mainland

S/N	Region	New Confirmed Cases	New Deaths
1	Arusha	0	0
2	Dar Es Salaam	24	0
3	Dodoma	0	0
4	Geita	0	0
5	Iringa	0	0
6	Kagera	0	0
7	Katavi	0	0
8	Kigoma	0	0
9	Kilimanjaro	0	0
10	Lindi	0	0
11	Manyara	0	0
12	Mara	0	0
13	Mbeya	0	0
14	Morogoro	0	0
15	Mtwara	0	0
16	Mwanza	0	0
17	Njombe	0	0
18	Pwani	0	0
19	Rukwa	0	0
20	Ruvuma	0	0
21	Shinyanga	0	0
22	Simiyu	0	0
23	Singida	0	0
24	Songwe	0	0
25	Tabora	0	0
26	Tanga	0	0
	Total	24	0