

THE UNITED REPUBLIC OF TANZANIA

MINISTRY OF HEALTH



COVID-19 SITUATION REPORT: NO. 33

From 23rd to 29th April, 2022

1. Key highlights

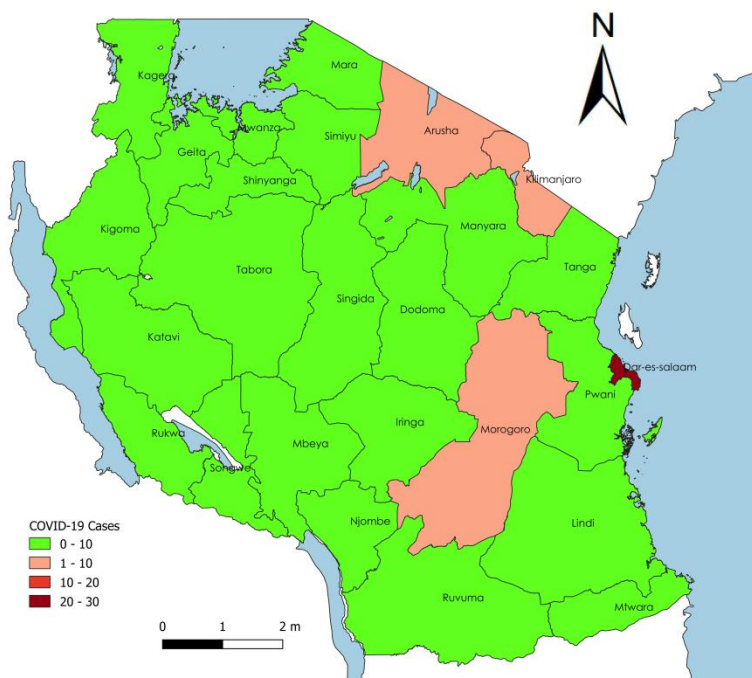
Highlight 1: COVID-19 Cases, Deaths and Laboratory Testing

- Cumulative total of **33,904 confirmed cases** and **803 deaths (CFR 2.4%)** reported since March 2020
- Cumulative total of **512,906** Laboratory tests (RT PCR) performed, with a **6.6%** Positivity Rate
- Total of **3,573** new laboratory tests (RT PCR) performed during the week with a positivity rate of **0.8%**
- **More new confirmed cases (32)** were reported during the week, compared to those reported in the previous week (**8 new cases**), showing **300% increase**
- **No new deaths** were reported during the week.
- **No new cases or deaths** were reported among healthcare workers during the week
- Cumulative total of **3,351** confirmed cases among healthcare workers
- No new admitted patients were reported in the week.

Highlight 2: COVID-19 Vaccination Status

- Cumulative total of **3,915,900** people fully vaccinated to-date

Highlight 3: Geographical Distribution of COVID-19 Cases from 23rd to 29th April, 2022 Tanzania Mainland

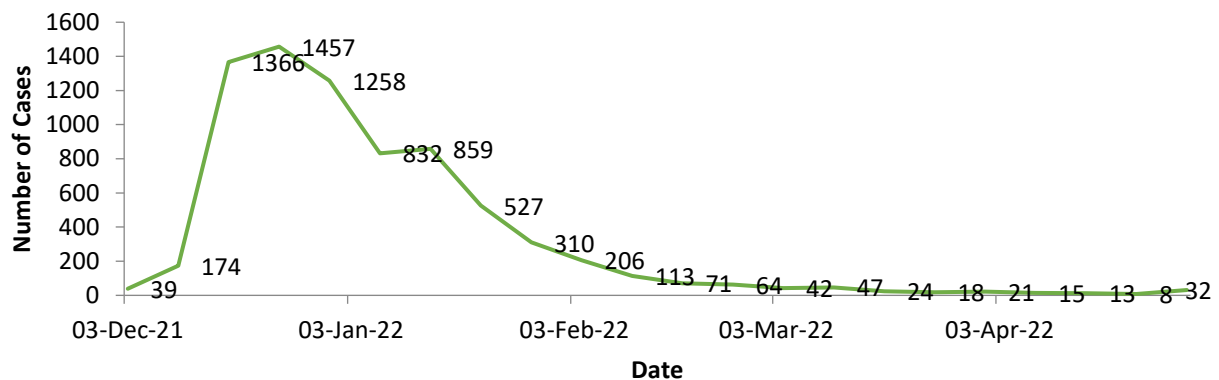


2. Epidemiology and Surveillance

A. Cases, Deaths, and Alerts

New confirmed cases during the week	32
Cumulative confirmed cases	33,904
New deaths during the week	0
Cumulative deaths	803
Number of alerts validated during the week	81

Weekly trend of COVID-19 Confirmed Cases from 03 Dec to 29 April, 2022



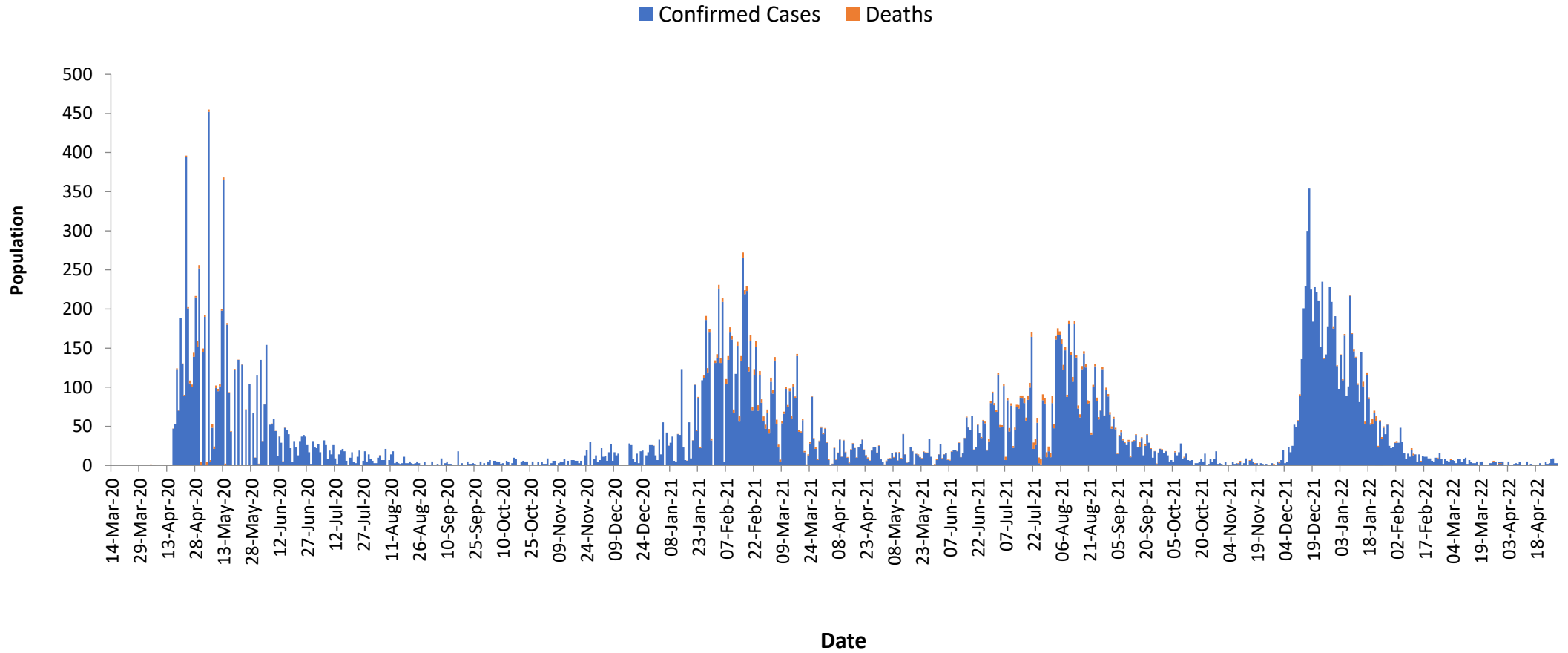
- Generally, a downward trend of the number of new confirmed cases has been observed from the end of December 2021. In the current week, there was a significant increase in the number of new confirmed cases reported, by **three hundred percent (300%)** from the previous week.

Table 1. Daily reporting of cases and deaths during the week

Date of reporting	Confirmed cases	Confirmed COVID-19 deaths
23-Apr-22	4	0
24-Apr-22	2	0
25-Apr-22	3	0
26-Apr-22	8	0
27-Apr-22	9	0
28-Apr-22	3	0
29-Apr-22	3	0

COVID-19 Epidemiological situation

Figure 2: COVID – 19 Confirmed Cases and Deaths, From 23rd to 29th April, 2022 Tanzania Mainland



B. Laboratory Testing	
Total number of new tests performed (RT PCR)	3,573
New tests performed for exiting travellers (RT PCR)	3,496
Cumulative number of tests (RT PCR)	512,906
New screening tests were performed for arriving travellers at PoE (RDT)	1,637

C. Bed occupancy on 29th April 2022	
Total COVID-19 beds	4,361
Number of COVID-19 beds occupied at the end of the day	0
Total ICU beds	237
Number of ICU beds occupied at the end of the day	0

D. Vaccination	
New People vaccinated during the week 1 st Dose (Sinopharm)	67,367
New People vaccinated during the week 2 nd Dose (Sinopharm)	52,128
Cumulative number of people vaccinated with 1 st dose of Sinopharm	1,946,141
Cumulative number of people vaccinated with 2 nd dose of Sinopharm	1,364,753
New people vaccinated with Janssen during the week	26,728
Cumulative number of people vaccinated with Janssen (JJ)	1,634,957
New people vaccinated with 1 st dose of Pfizer	111,805
New people vaccinated with 2 nd dose of Pfizer	85,150
Cumulative number of people vaccinated with 1 st dose of Pfizer	1,251,910
Cumulative number of people vaccinated with 2 nd dose of Pfizer	727,652
New people vaccinated with 1 st dose of Moderna	3,009
New people vaccinated with 2 nd dose of Moderna	3,616
Cumulative number of people vaccinated with 1st dose of Moderna	161,002
Cumulative number of people vaccinated with the 2 nd dose of Moderna1	86,469
Cumulative number of people fully vaccinated in the URT	3,915,900

Key interventions

Surveillance

- Continued with follow-up of daily submission of COVID-19 line-lists and alerts from the regions.
- The Integrated Disease Surveillance and Response (IDSR) electronic platform was opened to accommodate COVID-19 cases and other diseases as per new third edition guidelines
- Prepared for IDSR guidelines roll out for Manyara region

Risk Communication and Community Engagement (RCCE)

- Continued with community-based initiatives countrywide through community outreach programs which are being implemented engaging vaccinators, Community Health Workers and other community influencers to promote and enable community uptake of COVID-19 vaccines. On these initiatives, 10 regions are under the government support and 16 regions are under USAID and CDC support.
- Continued implementation of a strategy to utilize different events, reach out to work places and Institutions for COVID-19 health education and COVID-19 vaccines services provision
- Dissemination of COVID-19 messages through social media, national Radios and TV as well as community radios countrywide

Points of Entry

- a) Screening of travelers at Points of Entry was done. A total of **119,202** travelers were screened of whom **24,674 (20.7%)** were international travelers, **83,290 (69.9%)** domestic and **11,238 (9.4%)** were crew. Out of the screened travelers **1,637 (1.4%)** were screened for COVID 19 using a rapid antigen test.
- b) Verification of COVID 19 certificates was performed to overcome the challenge of counterfeit certificates. A total of **15,348** certificates were verified and none of them were counterfeit.

Vaccination

- Conducted COVID-19 vaccines emergency distribution to Arusha region
- Prepared COVID-19 vaccination distribution plan to the regions
- Collaborated with Tanzania Medicine & Medical Devices Authority (TMDA) in follow up of Adverse Events Following Immunization (AEFI) to the community

Distribution of cases and deaths by region

Table 1: COVID-19 Confirmed Cases and Deaths by Region, 23rd to 29th April,2022 Tanzania Mainland

S/N	Region	New Confirmed Cases	New Deaths
1	Arusha	1	0
2	Dar Es Salaam	28	0
3	Dodoma	0	0
4	Geita	0	0
5	Iringa	0	0
6	Kagera	0	0
7	Katavi	0	0
8	Kigoma	0	0
9	Kilimanjaro	1	0
10	Lindi	0	0
11	Manyara	0	0
12	Mara	0	0
13	Mbeya	0	0
14	Morogoro	1	0
15	Mtwara	0	0
16	Mwanza	0	0
17	Njombe	0	0
18	Pwani	0	0
19	Rukwa	0	0
20	Ruvuma	0	0
21	Shinyanga	0	0
22	Simiyu	0	0
23	Singida	0	0
24	Songwe	0	0
25	Tabora	0	0
26	Tanga	0	0
	Total	32	0