

2004-05 Tanzania
Demographic and
Health Survey
(2004-05 TDHS)

Fact Sheet



© IIP Multimedia Initiative
(Si Mchezoi and FEMINA magazines)

Tanzania

2004-05 Tanzania Demographic and Health Survey (2004-05 TDHS)

The 2004-05 Tanzania Demographic and Health Survey provides up-to-date information on the population and health situation in Tanzania. The TDHS is the sixth in a series of national demographic and health surveys conducted here.

The survey is based on a nationally representative sample. It provides estimates for the rural and urban areas of the country; for each of eight zones; and for each of 26 regions.

Households interviewed 9,735
 Women (age 15-49) interviewed 10,329
 Men (age 15-49) interviewed 2,635

2004-05 TDHS response rates
 Household interview 99%
 Women's interview 97%
 Men's interview 92%

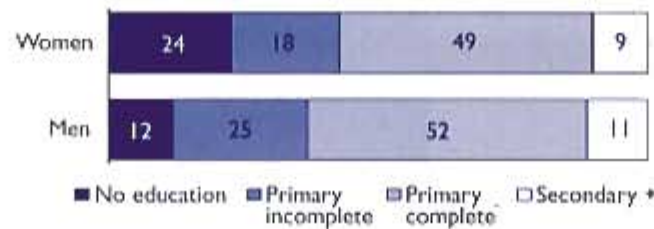
Household Living Conditions

Percentage of households that have:

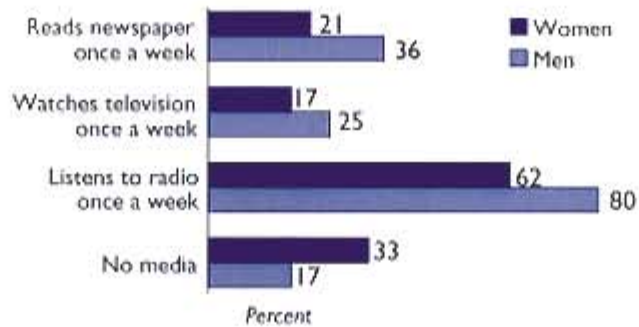
	Total	Mainland Urban	Mainland Rural	Zanzibar
Electricity	11	38	1	24
Flush toilet	3	9	<1	8
Piped water into property	7	19	2	36
Radio	58	76	52	80
Television	6	20	<1	20
Telephone	9	28	2	23
Car or truck	2	5	<1	2
Refrigerator	4	13	<1	15
Bicycle	38	27	42	53

Education

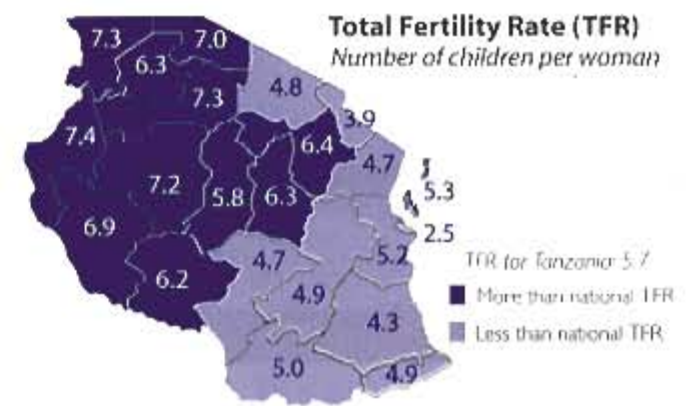
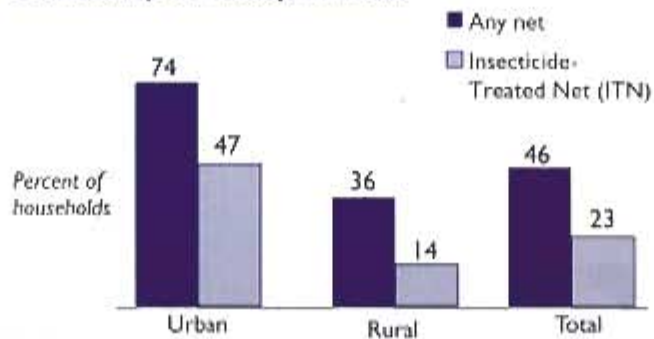
Percent distribution of respondents by highest level of education



Access to Media

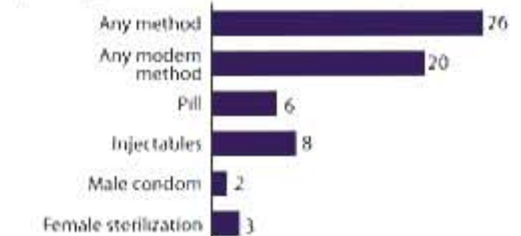


Ownership of Mosquito Nets

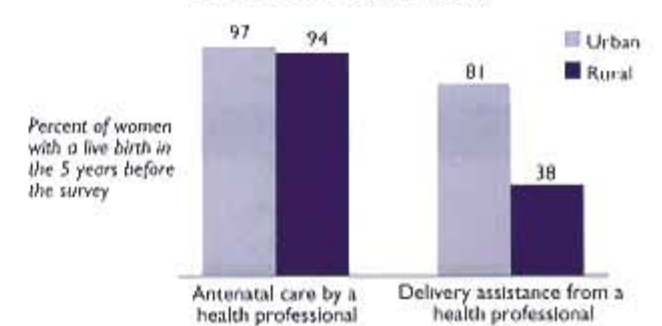


Family Planning

Percentage of married women who are currently using family planning

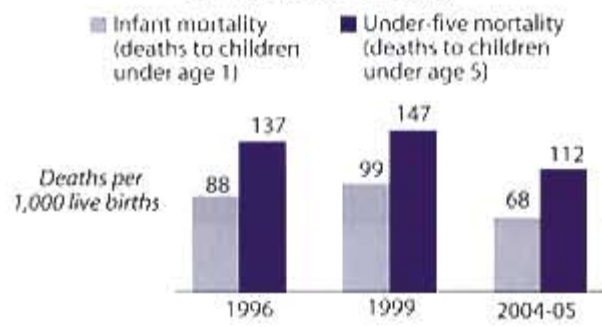


Maternal Health Care

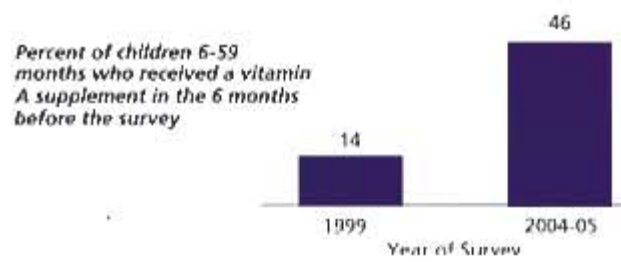


Improvements in Child Health

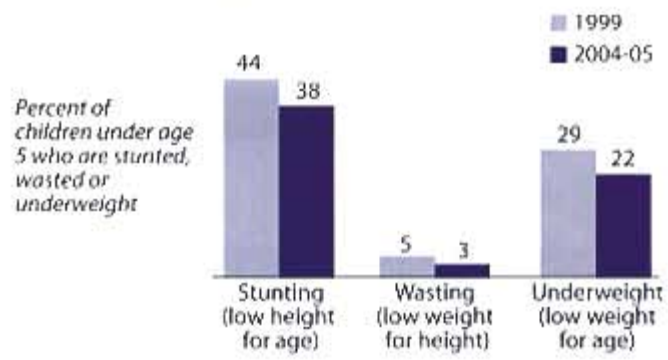
Childhood Mortality




Vitamin A Supplementation



Nutritional Status of Children





For additional information on the results of the 2004-05 Tanzania Demographic and Health Survey, please contact:

In Tanzania:

National Bureau of Statistics
Mkwepu Street, P.O. Box 796
Dar es Salaam, Tanzania
Telephone: 255-22-212-2722/3
Fax: 255-22-213-0852
email: dg@nbs.go.tz

In USA:

MEASURE DHS
ORC Macro
11785 Beltsville Drive
Calverton, MD 20705 USA
Telephone: 301-572-0200
Fax: 301-572-0999
www.measuredhs.com

The 2004-05 TDHS was conducted by the Tanzania National Bureau of Statistics. ORC Macro provided technical assistance in the design, implementation and analysis of the survey with funding from the U.S. Agency for International Development (USAID). Survey funding was provided through the pooled fund of the Poverty Eradication Division (PED) in the Vice President's Office.



	National			Zone*							
	Total	Urban	Rural	Western	Northern	Central	So. High.	Lake	Eastern	South	Zanzibar
Fertility											
Total fertility rate (children per woman)	5.7	3.6	6.5	7.3	4.9	6.1	5.9	6.7	3.6	4.8	5.3
Women age 15–19 who are mothers or now pregnant (%)	26	20	29	30	18	24	26	35	18	36	9
Median age at first intercourse for women age 25–49 (years)	17.0	17.5	16.9	16.9	18.4	16.1	17.5	16.7	17.3	16.2	18.0
Median age at first birth for women age 25–49 (years)	19.4	19.7	19.3	19.3	20.1	19.3	19.4	19.1	19.6	19.0	19.8
Married women (age 15–49) wanting no more children (%)	30	35	28	23	36	30	31	35	27	27	27
Mean ideal number of children per woman	5.0	4.0	5.4	6.0	4.4	4.9	5.0	5.2	4.3	4.7	6.2
Family Planning (married women, age 15–49)											
Current use											
Any method (%)	26	42	22	13	42	22	36	13	38	34	15
Any modern method (%)	20	34	16	9	30	20	22	11	31	30	9
Contraceptive pills (%)	6	12	4	1	7	8	6	2	10	13	5
Injectables (%)	8	13	7	4	14	9	9	5	12	10	3
Male condom (%)	2	3	2	1	3	1	3	1	3	3	<1
Unmet need for family planning											
Total unmet need (%)	22	17	24	29	19	27	14	26	16	20	31
For spacing (%)	15	10	17	21	12	17	10	17	11	14	22
For limiting (%)	7	6	7	7	7	10	4	9	5	6	9
Maternal and Child Health											
Maternity care											
Women giving birth who received antenatal care from a health professional (%)	94	97	94	90	93	98	90	96	98	100	99
Percentage of births assisted by a health professional	46	81	38	41	49	40	46	39	65	56	51
Percentage of births delivered in a health facility	47	81	39	46	47	38	47	39	65	56	49
Child immunisation											
Children 12–23 months fully vaccinated (%)	71	82	69	57	73	81	62	80	77	84	75
Children 12–23 months with no vaccinations (%)	4	3	5	8	4	2	3	4	4	1	4
Treatment of childhood illnesses											
Percentage of children who were taken to a health facility, among children under 5 years who recently experienced:											
Acute respiratory infection (ARI) or fever	57	70	54	46	70	64	53	51	68	64	66
Diarrhoea	47	47	47	38	43	53	46	52	64	50	46
Nutrition in Children											
Children under 5 years who are stunted (moderate/severe) (%)	38	26	41	40	34	42	43	34	28	52	23
Children under 5 years who are wasted (moderate/severe) (%)	3	3	3	3	5	4	2	2	4	2	6
Children under 5 years who are underweight (%)	22	17	23	23	26	29	20	17	17	26	19
Median duration of any breastfeeding (months)	21	21	21	20	22	23	22	19	21	24	21
Median duration of exclusive breastfeeding (months)	2	2	2	2	1	2	2	3	**	**	**
Childhood Mortality											
<i>(Figures are for the ten year period before the survey, except for the national rate, in italics, which represents the five-year period before the survey)</i>											
Number of deaths per 1,000 births:											
Infant mortality (between birth and first birthday)	68	73	85	76	67	75	82	90	84	121	(61)
Under-five mortality (between birth and fifth birthday)	112	108	138	138	105	130	136	142	126	153	(101)
Malaria											
Children under age 5 who slept under a bednet the night before the survey (%)	31	63	24	31	22	15	14	36	65	30	55
Children with fever who took an antimalarial drug (%)	58	65	57	64	48	47	47	54	67	67	61
Pregnant women who slept under a bednet the night before the survey (%)	32	67	24	33	22	15	18	35	71	28	46
Mothers who received any IPT WITH SP(%)	52	64	49	54	54	54	31	60	52	68	25
AIDS-related Knowledge											
Women who know that risk of maternal to child transmission of HIV can be reduced by taking drugs during pregnancy (%)	31	53	22	24	33	19	27	26	54	24	33
Has had an HIV test and received the results in past 12 mos:											
Women (age 15–49) (%)	6	12	4	4	7	5	5	5	12	6	4
Men (age 15–49) (%)	7	9	6	8	6	6	6	6	5	10	12
Knows ways to avoid AIDS:											
Having one sex partner (women age 15–49) (%)	91	94	90	88	91	79	93	95	94	95	88
Having one sex partner (men age 15–49) (%)	86	90	85	86	79	89	97	76	90	96	70
Using condoms (women age 15–49) (%)	79	83	77	74	76	65	76	90	80	88	65
Using condoms (men age 15–49) (%)	80	80	81	88	70	80	79	86	77	93	37
Female Circumcision											
Prevalence among women age 15–49 (%)	15	7	18	1	43	58	7	8	7	1	<1
Percentage of women favoring an end to the practice	91	97	87	78	88	91	90	91	98	97	98
Percentage of men favoring an end to the practice	89	95	86	79	85	92	91	86	96	91	97

*Western zone includes: Ilobora, Kigoma and Shinyanga; Northern: Arusha, Kilimanjaro, tanga and Manyara; Central: Dodoma and Singida; Southern Highlands: Iringa, Mbeya, Rukwa; Lake: Kagera, Mwanza, Mara; Eastern: Morogoro, Pwani, Dar es Salaam; Southern: Linda, Mtwara, Ruvuma; ** Not enough information